

Singhal Prusty & Associates

Chartered Accountants

A 142, Raju Park, Sainik Farms (Eastern Avenue) Khanpur, New Delhi 110062, India
Email: vinay.singhal@spacindia.in
Tel. No.: +91 124 4242 800

Independent Auditor's Report To the Board of Directors of Atna Investments Limited

Report on the Financial Statements

Opinion

- 1) We have audited the accompanying Ind AS financial statements of **Atna Investments Limited** ("**the Company**"), which comprise the balance sheet as at 31 March 2018, the statement of profit and loss (including other comprehensive income), the statement of cash flows and the statement of changes in equity for the year ended on that date and a summary of the significant accounting policies and other explanatory information.
- 2) In our opinion and to the best of our information and according to the explanations given to us, the aforesaid financial statements give the information required by the Act in the manner so required and give a true and fair view in conformity with the accounting principles generally accepted in India including the Ind AS, of the financial position of the Company as at 31st March 2018 and its financial performance including other comprehensive income, its cash flows and the changes in equity for the year ended on that date.

Management's Responsibility for the Financial Statements

- 3) The Company's Board of Directors is responsible for the preparation and presentation of these financial statements that give a true and fair view of the financial position, financial performance including other comprehensive income, cash flows and changes in equity of the Company in accordance with the accounting principles generally accepted in India, including the Indian Accounting Standards, Financial Reporting as specified under section 133 of the Companies Act, 2013 ('the Act') read with relevant rules issued thereunder. .
- 4) This responsibility also includes maintenance of adequate accounting records in accordance with the provisions of the Act for safeguarding of the assets of the Company and for preventing and detecting frauds and other irregularities; selection and application of appropriate accounting policies; making judgments and estimates that are reasonable and prudent; and design, implementation and maintenance of adequate internal financial control, that were operating effectively for ensuring the accuracy and completeness of the accounting records, relevant to the preparation and presentation of the financial statements that give a true and fair view and are free from material misstatement, whether due to fraud or error.
- 5) In preparing the financial statements, management is responsible for assessing the Company's ability to continue as a going concern, disclosing, as applicable, matters related to going concern and using the going concern basis of accounting unless management either intends to liquidate the Company or to cease operations, or has no realistic alternative but to do so.



Singhal Prusty & Associates

Chartered Accountants

Auditor's Responsibility

- 6) Our responsibility is to express an opinion on these financial statements based on our audit. We have taken into account the provisions of the Act, the accounting and auditing standards and matters which are required to be included in the audit report under the provisions of the Act and the Rules made thereunder.
- 7) We conducted our audit of the financial statements in accordance with the Standards on Auditing issued by the Institute of Chartered Accountants of India. Those Standards require that we comply with ethical requirements and plan and perform the audit to obtain reasonable assurance about whether the financial statements are free from material misstatement.
- 8) An audit involves performing procedures to obtain audit evidence about the amounts and disclosures in the financial statements. The procedures selected depend on the auditor's judgment, including the assessment of the risks of material misstatement of the financial statements, whether due to fraud or error. In making those risk assessments, the auditor considers internal financial control relevant to the Company's preparation of the financial statements that give a true and fair view in order to design audit procedures that are appropriate in the circumstances, but not for the purpose of expressing an opinion on whether the Company has in place an adequate internal financial controls system over financial reporting and the operating effectiveness of such controls. An audit also includes evaluating the appropriateness of accounting policies used and the reasonableness of the accounting estimates made by the Company's Directors, as well as evaluating the overall presentation of the financial statements.
- 9) We believe that the audit evidence we have obtained is sufficient and appropriate to provide a basis for our audit opinion on the financial statements.

Report on Other Legal and Regulatory Requirements

- 1) As required by the Companies (Auditor's Report) Order, 2016 ("the Order"), as amended, issued by the Central Government of India in terms of sub-section (11) of section 143 of the Act, we give in the "Annexure A" a statement on the matters specified in paragraphs 3 and 4 of the Order.
- 2) As required by Section 143 (3) of the Act, we report that:
 - (a) We have sought and obtained all the information and explanations which to the best of our knowledge and belief were necessary for the purposes of our audit.
 - (b) In our opinion, proper books of account as required by law have been kept by the Company so far as it appears from our examination of those books.
 - (c) The Balance Sheet, the Statement of Profit and Loss, Cash Flow Statement and with by this Report are in agreement with the books of account.



Singhal Prusty & Associates *Chartered Accountants*

- (d) In our opinion, the aforesaid financial statements comply with the Accounting Standards specified under Section 133 of the Act, read with Rule 7 of the Companies (Accounts) Rules, 2014.
- (e) On the basis of the written representations received from the directors as on 31st March, 2018, taken on record by the Board of Directors, none of the directors is disqualified as on 31st March, 2018, from being appointed as a director in terms of Section 164 (2) of the Act.
- (f) With respect to the adequacy of the internal financial controls over financial reporting of the Company and the operating effectiveness of such controls, refer to our separate Report in "**Annexure B**".
- (g) With respect to the other matters to be included in the Auditor's Report in accordance with Rule 11 of the Companies (Audit and Auditors) Rules, 2014, in our opinion and to the best of our information and according to the explanations given to us:
 - i. the Company does not have any pending litigation which would impact its financial position;
 - ii. the Company does not have any long term contract including derivatives contracts, for which provision is required for any foreseeable losses;
 - iii. there were no amount which were required to be transferred to the investor Education Protection Fund by the Company.

For Singhal Prusty & Associates

Chartered Accountants

Firm's Registration Number: 024433N

Vinay Singhal
Partner

Membership Number: 517499

Date: 11th May 2018



Singhal Prusty & Associates

Chartered Accountants

Annexure A to the Independent Auditor's Report

1. The Company did not have fixed assets during the year under review. Therefore, clauses 3 (i) (a) to (c) of the Order are not applicable.
2. The company did not have any inventory during the year under review. Therefore, clause 3 (ii) of the Order is not applicable.
3. The company has not granted any loans, secured or unsecured, to companies, firms, Limited Liability Partnerships or other parties covered in the register maintained under section 189 of companies Act, 2013. Accordingly, paragraphs 3 (iii) (a),(b)and (c) of the order in relation terms and conditions of the grant of such loans, receipt of principal & interest at regular intervals and steps for recovery of overdue amounts, are not applicable.
4. In our opinion and according to information and explanation given to us, the company has not given any guarantee for loans taken by other, loans to any person or other body corporate and acquire by way of subscription, purchase or otherwise, the securities of any other body corporate.
5. According to information and explanations given to us, the company has not accepted any deposited from the public during the year.
6. To the best of our knowledge and as explained, the Central Government has not prescribed the maintenance of cost records under sub-section (1) of section 148 of the Act, for any of the service rendered by the Company.
7. According to information and explanations given to us and our examination of records in respect of Statutory dues:-
 - (a) The Company is regular in depositing with appropriate authorities undisputed statutory dues applicable to it.

According to the information and explanations given to us, no undisputed amounts payable in respect of statutory dues were outstanding, at the year end, for a period of more than six months from the date they became payable.
 - (b) According to the information and explanations given to us, there are no statutory dues which have not been deposited on account of any dispute.
8. According to information and explanations given to us and our examination of records, the company has not defaulted in repayment of loans and borrowing to financial institutions, bank Government. The company did not have any outstanding debenture at any time during the year.
9. The Company did not raise any money by way of initial public offer or further public offer (including debt instruments) and term loans during the year. Accordingly, paragraph 3 (ix) of the Order is not applicable.



Singhal Prusty & Associates ***Chartered Accountants***

10. According to the information and explanations given to us, no material fraud by the Company or on the Company by its officers or employees has been noticed or reported during the course of our audit.
11. According to the information and explanations given to us, based on our examination of the records of the Company, the company has not paid or provided managerial remuneration.
12. In our opinion and according to the information and explanations given to us, the Company is not a nidhi company. Accordingly, paragraph 3(xii) of the Order is not applicable.
13. According to the information and explanations given to us and based on our examination of the records of the Company, transactions with the related parties are in compliance with sections 177 and 188 of the Act where applicable and details of such transactions have been disclosed in the financial statements as required by the applicable accounting standards.
14. According to the information and explanations give to us and based on our examination of the records of the Company, the Company has not made any preferential allotment or private placement of shares or fully or partly convertible debentures during the year.
15. According to the information and explanations given to us and based on our examination of the records of the Company, the Company has not entered into non-cash transactions with directors or persons connected with him. Accordingly, paragraph 3(xv) of the Order is not applicable.
16. The Company has surrendered it's NBFC registration, pending outcome of the same, the Company is not required to be registered under section 45-IA of the Reserve Bank of India Act 1934.

for **Singhal Prusty & Associates**
Chartered Accountants

Firm's Registration Number: 024433N


Vinay Singhal
Partner

Membership Number: 517499

Date: 11th May 2018



Singhal Prusty & Associates

Chartered Accountants

**“Annexure B” to the Independent Auditor’s Report of even date on the Financial Statements of
Atna Investments Limited**

**Report on the Internal Financial Controls under Clause (i) of Sub-section 3 of Section 143
of the Companies Act, 2013 (“the Act”)**


- i. We have audited the internal financial controls over financial reporting of **Atna Investments Limited** (“the Company”) as of March 31, 2018 in conjunction with our audit of the financial statements of the Company for the year ended on that date.

Management’s Responsibility for Internal Financial Controls

- ii. The Company’s management is responsible for establishing and maintaining internal financial controls based on “the internal control over financial reporting criteria established by the Company considering the essential components of internal control stated in the Guidance Note on Audit of Internal Financial Controls over Financial Reporting issued by the Institute of Chartered Accountants of India”. These responsibilities include the design, implementation and maintenance of adequate internal financial controls that were operating effectively for ensuring the orderly and efficient conduct of its business, including adherence to company’s policies, the safeguarding of its assets, the prevention and detection of frauds and errors, the accuracy and completeness of the accounting records, and the timely preparation of reliable financial information, as required under the Companies Act, 2013.

Auditors’ Responsibility

- iii. Our responsibility is to express an opinion on the Company’s internal financial controls over financial reporting based on our audit. We conducted our audit in accordance with the Guidance Note on Audit of Internal Financial Controls Over Financial Reporting (the “Guidance Note”) and the Standards on Auditing, issued by ICAI and deemed to be prescribed under section 143(10) of the Companies Act, 2013, to the extent applicable to an audit of internal financial controls, both applicable to an audit of Internal Financial Controls and, both issued by the Institute of Chartered Accountants of India. Those Standards and the Guidance Note require that we comply with ethical requirements and plan and perform the audit to obtain reasonable assurance about whether adequate internal financial controls over financial reporting was established and maintained and if such controls operated effectively in all material respects.
- iv. Our audit involves performing procedures to obtain audit evidence about the adequacy of the internal financial controls system over financial reporting and their operating effectiveness. Our audit of internal financial controls over financial reporting included obtaining an understanding of internal financial controls over financial reporting, assessing the risk that a material weakness exists, and testing and evaluating the design and operating effectiveness of internal control based on the assessed risk. The procedures selected depend on the auditor’s judgement, including the assessment of the risks of material misstatement of the financial statements, whether due to fraud or error.
- v. We believe that the audit evidence we have obtained is sufficient and appropriate to provide a basis for our audit opinion on the Company’s internal financial controls system over financial reporting



Singhal Prusty & Associates ***Chartered Accountants***

Meaning of Internal Financial Controls over Financial Reporting

- vi. A company's internal financial control over financial reporting is a process designed to provide reasonable assurance regarding the reliability of financial reporting and the preparation of financial statements for external purposes in accordance with generally accepted accounting principles. A company's internal financial control over financial reporting includes those policies and procedures that (1) pertain to the maintenance of records that, in reasonable detail, accurately and fairly reflect the transactions and dispositions of the assets of the company; (2) provide reasonable assurance that transactions are recorded as necessary to permit preparation of financial statements in accordance with generally accepted accounting principles, and that receipts and expenditures of the company are being made only in accordance with authorizations of management and directors of the company; and (3) provide reasonable assurance regarding prevention or timely detection of unauthorized acquisition, use, or disposition of the company's assets that could have a material effect on the financial statements.

Inherent Limitations of Internal Financial Controls over Financial Reporting

- vii. Because of the inherent limitations of internal financial controls over financial reporting, including the possibility of collusion or improper management override of controls, material misstatements due to error or fraud may occur and not be detected. Also, projections of any evaluation of the internal financial controls over financial reporting to future periods are subject to the risk that the internal financial control over financial reporting may become inadequate because of changes in conditions, or that the degree of compliance with the policies or procedures may deteriorate.

Opinion

- viii. In our opinion, the Company has, in all material respects, an adequate internal financial controls system over financial reporting and such internal financial controls over financial reporting were operating effectively as at March 31, 2018, based on "the internal control over financial reporting criteria established by the Company considering the essential components of internal control stated in the Guidance Note on Audit of Internal Financial Controls Over Financial Reporting issued by the Institute of Chartered Accountants of India".

For Singhal Prusty & Associates


Chartered Accountants

Firm's Registration Number: 024433N

Vinay Singhal
Partner

Membership Number: 517499

Date: 11th May 2018



Atma Investments Limited
Standalone Balance Sheet as at March 31, 2018
(All amounts in INR, unless otherwise stated)

Particulars	Notes	As at March 31, 2018	As at March 31, 2017	As at March 31, 2016
Assets				
Non current assets				
Financial Assets				
Non current Investments	4	3,809,188	4,282,252	2,932,408
Loans	5			
		3,809,188	4,282,252	2,932,408
Current assets				
Financial Assets				
Cash and Bank Balances	6	6,478,378	6,283,254	6,034,456
Loans	5	5,000	5,000	5,000
Other financial assets	7	274,916	337,127	355,477
Current Tax Assets (net)		60,647	-	384
		6,818,941	6,625,381	6,995,317
Total Assets		10,628,129	10,907,633	9,927,725
Equity and liabilities				
Equity				
Other Equity	8	51,522,100	51,522,100	51,522,100
	9	(44,836,771)	(44,558,271)	(46,179,363)
Total Equity		6,685,329	6,963,829	5,342,737
Current liabilities				
Financial liabilities				
Trade payables		91,800	90,000	133,988
Short term borrowings	10	3,845,000	3,845,000	3,845,000
Other current liabilities	11	6,000	6,000	6,000
Current tax liability (net)		-	2,804	-
		3,942,800	3,943,804	3,984,988
Total liabilities		3,942,800	3,943,804	3,984,988
Total equity and liabilities		10,628,129	10,907,633	9,327,725

Summary of significant accounting policies

The accompanying notes form an integral part of the financial statements

1-29

This is the balance sheet referred to in our report of even date.

For Singhal Prusty & Associates
Chartered Accountants
Firm registration number : 024433N

Vinay Singhal
Partner
Membership number : 517499
Place : Gurgaon
Dated : 11/5/2018



For and on behalf of the Board of Directors of Atma Investments Limited

[Signature]
Yogeshwar Baidhul
Company Secretary

[Signature]
Atul Punj
Director
DIN : 00005612

[Signature]
Shiv Punj
Director
DIN : 03227629

Atna Investments Limited
Standalone Statement of Profit and Loss for the year ended March 31, 2018
(All amounts in INR, unless otherwise stated)

Particulars	Notes	Year Ended March 31, 2018	Year Ended March 31, 2017
Income			
Revenue from operations	12	17,150	19,167
Other income	13	417,318	484,505
Total Income		434,468	503,672
Expenses			
Employee benefits expenses		96,000	96,000
Other expenses	14	80,905	76,323
Total expenses		176,905	172,323
Profit before tax		257,564	331,349
Tax expense:			
Current tax		63,000	60,100
Earlier year adjustments		-	-
Deferred Tax		-	-
Total tax expense		63,000	60,100
Profit for the year		194,564	271,249
Other comprehensive income not to be reclassified to profit or loss in subsequent periods			
Net (Loss)/gain on FVTOCI on equity investments	15	(473,064)	1,349,844
Income tax effect (Adjusted against Deferred Tax)		-	-
Total other comprehensive income		(473,064)	1,349,844
Total comprehensive income for the year attributable to equity holder of the company		(278,500)	1,621,093
Earnings per equity share (nominal value per share Rs.100 (Previous year Rs.100))			
Basic and diluted (in Rs.)	16	0.38	0.53

Summary of significant accounting policies

The accompanying notes form an integral part of the financial statements

1-29

This is the statement of profit and loss referred to in our report of even date.

For Singhal Prusty & Associates
Chartered Accountants

Firm registration number : 024433N

Vinay Singhal
Partner

Membership number : 517499

Place : Gurgaon

Dated : 11/5/2-18



For and on behalf of the Board of Directors of Atna Investments Limited

Yogeshwari Bidhuri
Company Secretary

Atul Puri
Director
DIN : 00005612

Shiv Puri
Director
DIN : 03227629

Atna Investments Limited

Notes to the Standalone Financial Statements for the year ended March 31, 2018

(All amounts in INR, unless otherwise stated)

Statement of changes in equity

a. Equity Share Capital

Particulars	Nos	Amount in INR
Authorised Share Capital		
At 1 April 2016	1,750,000	175,000,000
At 31 March 2017	1,750,000	175,000,000
As at March 31, 2018	1,750,000	175,000,000
Issued equity capital		
At 1 April 2016	515,221	51,522,100
At 31 March 2017	515,221	51,522,100
As at March 31, 2018	515,221	51,522,100

As at March 31, 2017

Description	Reserves and Surplus		Items of OCI	Total
	General Reserve	Retained earning	FVTOCI Reserve	
As at April 01, 2016	38,500	(47,682,601)	1,464,738	(46,179,363)
Profit for the year		271,249		271,249
Fair value through OCI- Investments			1,349,844	1,349,844
As at March 31, 2017	38,500	(47,411,353)	2,814,582	(44,558,271)

As at March 31, 2018

Description	Reserves and Surplus		Items of OCI	Total
	General Reserve	Retained earning	FVTOCI Reserve	
As at March 31, 2017	38,500	(47,411,353)	2,814,582	(44,558,271)
Profit for the year		194,564		194,564
Fair value through OCI- Investments			(473,064)	(473,064)
As at March 31, 2018	38,500	(47,216,789)	2,341,518	(44,836,771)

For Singhal Prusty & Associates
Chartered Accountants
Firm registration number : 024433N

Vinay Singhal
Partner
Membership number : 517499
Place : Gurgaon
Dated : 11/5/2018

For and on behalf of the Board of Directors of Atna Investments Limited

Yogeshwari Bidhuri
Company Secretary
Atul Panj
Director
Shiv Panj
Director
DIN : 00005612 DIN : 03227629

Atma Investments Limited

Cash flow statement for the year ended March 31, 2018

(All amounts in INR, unless otherwise stated)

Particulars	Notes	Year Ended March 31, 2018	Year Ended March 31, 2017
A Cash flow from/ (used in) operating activities			
Profit/(Loss) before Tax		257,564	331,349
Adjustments:			
General Provision on standard assets/NPA		-	-
Interest Income	(417,318)	(417,318)	(484,505)
Dividend Income	(17,150)	(17,150)	(19,167)
Operating Profit before Working Capital changes		(176,905)	(172,323)
Movement in working capital:			
(Decrease)/ Increase in trade payables		1,800	(43,988)
(Decrease)/ Increase in other current liabilities		-	-
Decrease/ (Increase) in loans and advances		-	-
Decrease/ (Increase) in other financial assets	(62,211)	(62,211)	-
Bank deposits (having original maturity of more than three months)		652,743	(454,404)
Cash generated from/ (used in) operations		415,428	(670,715)
Direct taxes paid (net of refunds)	(64,241)	(64,241)	(56,912)
Net cash flow from/ (used in) operating activities (A)		351,187	(727,627)
Cash flow from investing activities			
Dividends received		17,150	19,167
Interest received		479,529	502,855
Net cash flow from investing activities (B)		496,679	522,022
Net increase/(decrease) in cash and cash equivalents		847,866	(205,605)
Cash and cash equivalents at the beginning of the year		73,738	279,343
Cash and cash equivalents at the end of the year		921,604	73,738
Components of cash and cash equivalents			
Balances with banks:			
On current accounts		921,604	73,738
Deposits with original maturity value of less than three months		-	-
Total cash and cash equivalents (also refer note 6)		921,604	73,738

Summary of significant accounting policies

The accompanying notes form an integral part of the financial statements

1-29

This is the cash flow statement referred to in our report of even date.

For Singhal Prusty & Associates

Chartered Accountants

Firm registration number : 024433N

Vinay Singhal
Partner

Membership number 517499

Place : Gurgaon

Dated : 11/6/2018



For and on behalf of the Board of Directors of Atma Investments Limited

[Signature]
Yogeshwar Mishra
Company Secretary

[Signature]
Atul Puri
Director
DIN : 00005512

[Signature]
Shiv Puri
Director
DIN : 03227629

1. CORPORATE INFORMATION

Atna Investments Limited (the Company) is a public limited Company domiciled in India and incorporated under the provisions of the Companies Act, 1956 (Revised) which has since been replaced with Companies Act, 2013. The Company is a subsidiary of Punj Lloyd Limited and is registered as a Non Banking Financial Institution (NBFI). The Company attained the status of Non Banking Financial Institution vide Registration No. B.14.02365 dated April 10, 2001 to carry on the business of NBFI, however the company filed an application to surrender its NBFI registration. The application is currently under consideration of Reserve Bank of India.

These financial statements are approved for issue by the Company's Board of Directors on May 11, 2018.

1.1. BASIS OF PREPARATION

The financial statements comply in all material aspects with the Indian Accounting Standards (Ind AS) notified under Section 133 of the Companies Act, 2013 (the Act) read with Companies (Indian Accounting Standards) Rules, 2015 and other relevant provisions of the Act.

For all periods up to and including the year ended 31 March 2017, the Company prepared its financial statements in accordance accounting standards notified under the section 133 of the Companies Act 2013, read together with paragraph 7 of the Companies (Accounts) Rules, 2016. These financial statements for the year ended 31 March 2017 are the first the Company has prepared in accordance with Ind AS.

The financial statements have been prepared on a historical cost basis, except for the following assets and liabilities which have been measured at fair value or revalue amount for certain financial assets and liabilities measured at fair value (Refer note 19 below.)

2. SUMMARY OF SIGNIFICANT ACCOUNTING POLICIES

A. USE OF ESTIMATES

The preparation of financial statements in conformity with Ind AS requires the management to make judgments, estimates and assumptions that affect the reported amounts of revenues, expenses, assets and liabilities and the disclosure of contingent liabilities, at the end of the reporting period. The estimates and underlying assumptions are reviewed on an ongoing basis. Revisions to accounting estimates are recognised in the period in which the estimate is revised if the revision affects only that period, or in the period of the revision and future periods if the revision affects both current and future periods. Although these estimates are based on the management's best knowledge of current events and actions, uncertainty about these assumptions and estimates could result in the outcomes requiring an adjustment to the carrying amounts of assets or liabilities in future periods.

The following are the key assumptions concerning the future, and other key sources of estimation uncertainty at the end of the reporting period that may have a significant risk of causing a material adjustments to the carrying amounts of assets and liabilities within the next financial year.

Fair value measurements and valuation process

Some of the Companies assets and liabilities are measured at fair value for financial reporting purposes. The management of the Company has determine the appropriate valuation techniques an inputs for fair value measurements. In estimating the fair value of an asset or liability, the Company uses market-observable data to the extent it is available, wherever market observable data is not available, the Company engages third party qualified valuers to perform the valuation.

B. REVENUE RECOGNITION

Revenue is recognized to the extent that it is probable that the economic benefits will flow to the Company and the revenue can be reliably measured. The following specific recognition criteria must also be met before revenue is recognised.

- a) In the case of sale of investments and stock in trade of shares, securities and units of mutual funds, the income is deemed to have accrued on the date at which the delivery for sale/redemption is effected.
- b) In case of stock market derivatives, the income/ loss is deemed to accrue on the closure of the transaction. If the fair value of unexecuted futures/options, suitable provision is made for any loss on the balance sheet date. However, if there is an anticipated profit, the same is deferred till the final execution.
- c) Dividend income is recognized when the Company's right to receive dividend is established by the reporting date, which is generally when shareholders approve the dividend.
- d) For all debt instruments measured either at amortized cost or at fair value through other comprehensive income, interest income is recorded using the effective interest rate (EIR). EIR is the rate that exactly discounts the estimated future cash payments or receipts over the expected life of the financial instrument or a shorter period, where appropriate, to the gross carrying amount of the financial assets or to the amortized cost of a financial liability. When calculating the effective interest rate, the company estimates the expected cash flows by considering all the contractual terms of the financial instrument, but does not consider the expected credit losses. Interest income is included in the other income in the statement of profit and loss.



C. FINANCIAL INSTRUMENTS

Financial Instruments (assets and liabilities) are recognized when the Company becomes a party to a contract that gives rise to a financial asset of one entity and a financial liability or equity instrument of another entity.

Initial recognition and measurement

Financial assets and financial liabilities are initially measured at fair value. Transaction costs that are directly attributable to the acquisition or issue of financial assets and financial liabilities, other than those designated as fair value through profit or loss (FVTPL), are added to or deducted from the fair value of the financial assets or financial liabilities, as appropriate, on initial recognition. Transaction costs directly attributable to the acquisition of financial assets or financial liabilities at FVTPL are recognized immediately in statement of profit and loss.

1. Financial Assets:

: Subsequent measurement

Subsequent measurement depends on the Company's business model for managing the asset and the cash flow characteristics of the asset. There are three measurement categories into which the Company classifies its financial assets.

Amortised cost: Assets that are held for collection of contractual cash flows where those cash flows represent solely payments of principal and interest are measured at amortised cost using the Effective Interest Rate (EIR) method. The EIR amortisation is included in other income in the statement of profit and loss. The losses arising from impairment are recognised in the statement of profit and loss.

Fair value through other comprehensive income (FVTOCI): The Company has investments which are not held for trading. The Company has elected an irrevocable option to present the subsequent changes in fair values of such investments in other comprehensive income. Amounts recognized in OCI are not subsequently reclassified to the statement of profit and loss.

Fair value through profit and loss (FVTPL): FVTPL is a residual category for financial assets in the nature of debt instruments. Financial assets included within the FVTPL category are measured at fair value with all changes recognized in the statement of profit and loss. This category also includes derivative financial instruments, if any, entered into by the Company that are not designated as hedging instruments in hedge relationships as defined by Ind AS 109.

(2) Impairment of financial assets

The Company applies Ind AS 109 for recognizing impairment losses using Expected Credit Loss (ECL) model. Impairment is recognized for all financial assets subsequent to initial recognition, other than financial assets in FVTPL category. The impairment losses and reversals are recognized in statement of profit and loss.

(3) De-recognition

The Company derecognizes a financial asset when the contractual rights to the cash flows from the financial asset expire or the same are transferred.

Financial Liabilities

(a) Subsequent measurement

There are two measurement categories into which the Company classifies its financial liabilities.

Amortised cost: After initial recognition, interest-bearing borrowings and other payables are subsequently measured at amortised cost using the EIR method. Gains and losses are recognised in statement of profit and loss when the liabilities are derecognised as well as through the EIR amortisation process. Amortised cost is calculated by taking into account any discount or premium on acquisition and fees or costs that are an integral part of the EIR. The EIR amortisation is included as finance costs in the statement of profit and loss.

Financial liabilities at FVTPL: Financial liabilities are classified as FVTPL when the financial liabilities are held for trading or are designated as FVTPL on initial recognition. Financial liabilities are classified as held for trading if they are incurred for the purpose of repurchasing in the near term. This category also includes derivative financial instruments entered into by the Company that are not designated as hedging instruments in hedge relationships as defined by Ind AS 109. Separated embedded derivatives are also classified as held for trading unless they are designated as effective hedging instruments. Gains or losses on liabilities held for trading are recognised in the profit or loss.

(b) De-recognition

A financial liability is de-recognised when the obligation under the liability is discharged or cancelled or expires.

(c) Offsetting financial instruments

Financial assets and financial liabilities are offset and the net amount is reported in the balance sheet if there is a currently enforceable legal right to offset the recognised amounts and there is an intention to settle on a net basis or to realise the assets and settle the liabilities simultaneously.



D. FAIR VALUE MEASUREMENT

The fair value of a financial asset or liability is measured using the assumption that market participants would use when pricing the asset or liability, assuming that market participants act in their best economic interest.

The Company uses valuation techniques that are appropriate in the circumstances and for which sufficient data are available to measure fair value, maximizing the use of relevant observable inputs and minimizing the use of unobservable inputs.

All financial assets and liabilities for which fair value is measured or disclosed in the financial statements are categorized within the fair value hierarchy, described as follows, based on the lowest level input that is significant to the fair value measurement as a whole:

Level 1 – Where fair value is based on quoted prices from active market.

Level 2 – Where fair value is based on significant direct or indirect observable market inputs.

Level 3 – Where fair value is based on one or more significant input that is not based on observable market data.

For financial assets and liabilities that are recognized in the financial statements on a recurring basis, the Company determines whether transfers is required between levels in the hierarchy by re-assessing categorization (based on the lowest level input that is significant to the fair value measurement as a whole) (a) on the date of the event or change in circumstances or (b) at the end of each reporting period.

E. INCOME TAXES

Tax expense comprises of current and deferred tax. Current income tax is measured at the amount expected to be paid to the tax authorities in accordance with the Income Tax Act, 1961 enacted in India. The tax rates and tax laws used to compute the amount are those that are enacted or substantively enacted, at the reporting date. Current income tax relating to items recognized directly in Shareholders' funds is recognized in Shareholders' funds and not in the statement of profit and loss.

Deferred tax is provided using the liability method on temporary difference between the tax bases of assets and liabilities and their carrying amounts for financial reporting purposes at the reporting date.

Deferred tax assets are recognized for all deductible temporary differences, the carry forward of unused tax credits and any unused tax losses, to the extent that it is probable that taxable profit will be available against which the deduction temporary differences and the carry forward of unused tax credits and unused tax loss can be utilized.

At each reporting date, the Company re-assesses unrecognized deferred tax assets. It reduced to the extent that it is no longer probable that sufficient taxable profit will be available to allow all or part of deferred tax assets to be utilized.

Unrecognized deferred tax assets are re-assessed at each reporting date and are recognized to the extent that it has become probable that future taxable profits will allow the deferred tax assets to be recovered.

Deferred tax assets and deferred tax liabilities are offset, if a legally enforceable right exists to set-off current tax assets against current tax liabilities and the deferred tax assets and deferred taxes relate to the same taxation authority.

Minimum alternate tax (MAT) paid in a year is charged to the statement of profit and loss as current tax. The Company recognizes MAT credit available as an asset only to the extent that there is convincing evidence that the Company will pay normal income tax during the specified period, i.e., the period for which MAT credit is allowed to be carried forward. In the year in which the Company recognizes MAT credit as an asset in accordance with the Guidance Note on Accounting for Credit Available in respect of Minimum Alternative Tax under the Income-tax Act, 1961, the said asset is created by way of credit to the statement of profit and loss and shown as "MAT Credit Entitlement." The Company reviews the "MAT credit entitlement" asset at each reporting date and writes down the asset to the extent the Company does not have convincing evidence that it will pay normal tax during the specified period.

F. SEGMENT REPORTING

Operating segments are defined as components of an enterprise for which discrete financial information is available that is evaluated regularly by the chief operating decision maker, in deciding how to allocate resources and assessing performance. Operating segments are reported in a manner consistent with the internal reporting provided to the chief operating decision maker.

G. EARNING PER SHARE

Basic earnings per share are calculated by dividing the net profit or loss for the year attributable to equity shareholders by the weighted average number of equity shares outstanding during the year. The weighted average number of equity shares outstanding during the year is adjusted for the events of bonus issue and share split.

For the purpose of calculating diluted earnings per share, the net profit or loss for the year attributable to equity shareholders and the weighted average number of shares outstanding during the year are adjusted for the effects of all dilutive potential equity shares.

H. CONTINGENT LIABILITIES AND CONTINGENT ASSETS

A contingent liability is a possible obligation that arises from past events whose existence will be confirmed by the occurrence or non-occurrence of one or more uncertain future events beyond the control of the Company or a present obligation that is not recognized because it is not probable that an outflow of resources will be required to settle the obligation. A contingent liability also arises in extremely rare cases where there is a liability that cannot be recognized because it cannot be measured reliably. A disclosure is made for a contingent liability when there is a:

- a) possible obligation, the existence of which will be confirmed by the occurrence/non-occurrence of one or more uncertain events, not fully within the control of the Company;
- b) present obligation, where it is not probable that an outflow of resources embodying economic benefits will be required to settle the obligation;
- c) present obligation, where a reliable estimate cannot be made.
- d) Contingent assets are not recognised but disclosed where an inflow of economic benefits is probable.



I. PROVISIONS

Provisions are recognized when the Company has a present legal or constructive obligation as a result of past event, it is probable that an outflow of resources embodying economic benefits will be required to settle the obligation and a reliable estimate can be made of the amount of the obligation.

Where the effect of the time value of money is expected to be material, provisions are measured at the present value of management's best estimate of the expenditure required to settle the present obligation at the end of the reporting period. The discount rate used to determine the present value is a pre-tax rate that reflects current market assessments of the time value of money and the risks specific to the liability. When discounting is used, the increase in the provision due to the passage of time is recognized as interest expense.

J. CASH AND CASH EQUIVALENTS

Cash and cash equivalents, for the purposes of cash flow statement, comprise cash on hand, demand deposits, other short-term, highly liquid investments with original maturities of three months or less that are readily convertible to known amounts of cash and which are subject to an insignificant risk of changes in value.

K. FUNCTIONAL CURRENCY

The financial statements are presented in Indian Rupee, which is also the functional currency of the Company.

3. Recent accounting standards (Ind AS)

Appendix B to Ind AS 21, Foreign currency transactions and advance consideration: On March 28, 2018, Ministry of Corporate Affairs ("MCA") has notified the Companies (Indian Accounting Standards) Amendment Rules, 2018 containing Appendix B to Ind AS 21, Foreign currency transactions and advance consideration which clarifies the date of the transaction for the purpose of determining the exchange rate to use on initial recognition of the related asset, expense or income, when an entity has received or paid advance consideration in a foreign currency. The amendment will come into force from April 1, 2018. The Company has evaluated the effect of this on the financial statements and the impact is not material.

Ind AS 115- Revenue from Contract with Customers: On March 28, 2018, Ministry of Corporate Affairs ("MCA") has notified the Ind AS 115, Revenue from Contract with Customers. The core principle of the new standard is that an entity should recognize revenue to depict the transfer of promised goods or services to customers in an amount that reflects the consideration to which the entity expects to be entitled in exchange for those goods or services. Further the new standard requires enhanced disclosures about the nature, amount, timing and uncertainty of revenue and cash flows arising from the entity's contracts with customers. The standard permits two possible methods of transition:

Retrospective approach - Under this approach the standard will be applied retrospectively to each prior reporting period presented in accordance with Ind AS 8- Accounting Policies, Changes in Accounting Estimates and Errors

Retrospectively with cumulative effect of initially applying the standard recognized at the date of initial application (Cumulative catch - up approach)- The effective date for adoption of Ind AS 115 is financial periods beginning on or after April 1, 2018. The Company will adopt the standard on April 1, 2018 by using the cumulative catch-up transition method and accordingly comparatives for the year ending or ended March 31, 2018 will not be retrospectively adjusted. The effect on adoption of Ind AS 115 is expected to be insignificant.



Atrna Investments Limited

Notes to the Standalone Financial Statements for the year ended March 31, 2018

(All amounts in INR, unless otherwise stated)

4 Financial Assets: Non Current Investments

Particulars	As at March 31, 2018	As at March 31, 2017	As at March 31, 2016
Investment at Fair value through OCI (fully paid)			
In Quoted Equity Instruments			
Panasonic Energy India Co. Ltd. 1,300 (previous year 1,300) Equity Shares of Rs 10 each	442,520	371,995	383630
Triton Corporation Ltd. 6,000 (previous year 6,000) Equity Shares of Rs 10 each	1,860	2,100	2100
JCT Electronics Ltd. 600 (previous year 600) Equity Shares of Rs 10 each	-	-	192
Continental Constructions Ltd. 3,000 (previous year 3,000) Equity Shares of Rs 10 each	-	-	-
Max Financial Services Ltd (Formerly Max India Ltd.) 2,500 (previous year 2,500) Equity Shares of Rs. 2 each	1,134,125	1,441,500	861500
Kirloskar Pneumatic's Company Ltd. 1,000 (previous year 1,000) Equity Shares of Rs 10 each	750,000	1,176,350	670250
Hindustan Oil Exploration Co. Ltd. 6,133 (previous year 6,133) Equity Shares of Rs 10 each	677,083	480,827	193496
In Unquoted Equity Instruments			
In Equity Shares of Fellow Subsidiary Company			
Shitul Overseas Placement & Logistics Limited. 98,000 (previous year 98,000) Equity Shares of Rs 10 each	803,600	809,480	821240
	<u>3,809,188</u>	<u>4,282,252</u>	<u>2,932,408</u>
a). Aggregate book value of quoted investments	3,005,588	3,472,772	2111168
b). Aggregate market value of quoted investments	3,005,588	3,472,772	2111168
c). Aggregate value of unquoted investments	803,600	809,480	821240



Atna Investments Limited
Notes to the Standalone Financial Statements for the year ended March 31, 2018
(All amounts in INR, unless otherwise stated)

5 Financial Assets : Loans


Particulars	Non current		Current		As at March 31, 2017	As at March 31, 2016
	As at March 31, 2018	As at March 31, 2017	As at March 31, 2016	As at March 31, 2018		
Security Deposits	-	-	-	5,000	5,000	5,000
	-	-	-	5,000	5,000	5,000
Other Loans	2,900,000	2,900,000	2,900,000	-	-	-
Less: Expected Credit Loss	2,900,000	2,900,000	2,900,000	-	-	-
	-	-	-	-	-	-
	-	-	-	5,000	5,000	5,000

6 Financial assets : Cash and bank balances

Particulars	As at March 31, 2018	As at March 31, 2017	As at March 31, 2016
Cash and cash equivalents			
Balances with Banks :			
On current account	921,604	73,737	279,343
	<u>921,604</u>	<u>73,737</u>	<u>279,343</u>
Other bank balances			
Deposits with original maturity for more than 3 months but less than 12 months	5,556,774	6,209,517	5,755,113
	<u>5,556,774</u>	<u>6,209,517</u>	<u>5,755,113</u>
	<u>6,478,378</u>	<u>6,283,254</u>	<u>6,034,456</u>

7 Other financial assets

Particulars	As at March 31, 2018	As at March 31, 2017	As at March 31, 2016
Interest receivable	274,916	337,127	355,477
	<u>274,916</u>	<u>337,127</u>	<u>355,477</u>



Atna Investments Limited
Notes to the Standalone Financial Statements for the year ended March 31, 2018
(All amounts in INR, unless otherwise stated)

8 Share capital

Particulars	Nos	Amount in INR
Authorised Share Capital		
At 31 March 2016	1,750,000	175,000,000
Increase/(decrease) during the year		
At 31 March 2017	1,750,000	175,000,000
Increase/(decrease) during the year		
As at March 31, 2018	1,750,000	175,000,000
Issued equity capital		
At 1 April 2016	515,221	51,522,100
Changes during the year		
At 31 March 2017	515,221	51,522,100
Changes during the year		
As at March 31, 2018	515,221	51,522,100

(b-1) Terms and rights attached to equity shares

The Company has only one class of equity shares having a par value of Rs. 100 per share. Each holder of equity shares is entitled to one vote per share. In the event of liquidation of the Company, the holders of equity shares will be entitled to receive remaining assets of the Company, after distribution of all preferential amounts. The distribution will be in proportion to the number of equity shares held by the shareholders.

(c) Shares held by its holding company


Out of equity shares issued by the Company, shares held by its holding company and its nominees are as below:

	As at March 31, 2018	As at March 31, 2017	As at March 31, 2016
Punj Lloyd Limited, the holding company			
515,221 (Previous Year 515,221) equity shares of Rs. 100 each fully paid up.	51,522,100	51,522,100	51,522,100

(d) Detail of shareholders holding more than 5% of the equity share capital of the Company :

Name of Shareholder	As at March 31, 2018		As at March 31, 2017		As at March 31, 2016	
	Nos.	% of holding	Nos.	% of holding	Nos.	% of holding
Punj Lloyd Limited	515,221	100%	515,221	100%	515,221	100%

(e) No bonus shares or shares issued for consideration other than cash or shares bought back over the last five years immediately preceding the reporting date.



Atna Investments Limited
Notes to the Standalone Financial Statements for the year ended March 31, 2018
(All amounts in INR, unless otherwise stated)

9 Other Equity

Particulars	As at March 31, 2018	As at March 31, 2017	As at March 31, 2016
Other Reserve			
Reserve for equity instrument FVTOCI	2,341,518	2,814,582	1,464,738
General reserve	38,500	38,500	38,500
Retained earnings			
Balance as per last financial statement	(47,411,353)	(47,682,601)	(48,095,366)
Profit for the year	194,564	271,249	412,765
Net deficit in retained earning	(47,216,789)	(47,411,353)	(47,682,601)
Total other equity	(44,836,771)	(44,558,271)	(46,179,363)



Atna Investments Limited

Notes to the Standalone Financial Statements for the year ended March 31, 2018

(All amounts in INR, unless otherwise stated)

10 Short term borrowings

Particulars	As at March 31, 2018	As at March 31, 2017	As at March 31, 2016
Financial Liabilities			
Unsecured			
Loan and Advances from related party *	3,845,000	3,845,000	3,845,000
* Interest free and repayable on demand			
	<u>3,845,000</u>	<u>3,845,000</u>	<u>3,845,000</u>

11 Other current liability

Particulars	As at March 31, 2018	As at March 31, 2017	As at March 31, 2016
Tax deducted at source payable	6,000	6,000	6,000
	<u>6,000</u>	<u>6,000</u>	<u>6,000</u>



Atna Investments Limited

Notes to the Standalone Financial Statements for the year ended March 31, 2018

(All amounts in INR, unless otherwise stated)

12 Revenue from operations

Particulars	Year Ended March 31, 2018	Year Ended March 31, 2017
Dividend Income on equity Investments designated at fair value through OCI	17,150	19,167
	<u>17,150</u>	<u>19,167</u>

13 Other Income

Particulars	Year Ended March 31, 2018	Year Ended March 31, 2017
Interest Income on financial assets measured at fair value through profit or loss	417,318	484,505
ECL provision written back	-	-
	<u>417,318</u>	<u>484,505</u>

14 Other expenses

Particulars	Year Ended March 31, 2018	Year Ended March 31, 2017
Payment to auditors (refer below)	70,800	69,000
Consultancy and professional Charges	1,180	4,600
Travelling and conveyance expenses	1,323	-
Demat charges	2,551	1,462
Rates and taxes	4,136	1,261
Bank charges	915	-
	<u>80,905</u>	<u>76,323</u>
Payment to auditors		
As auditors :		
Audit fee	70,800	69,000
	<u>70,800</u>	<u>69,000</u>


15 Components of Other Comprehensive Income (OCI)

The disaggregation of changes in OCI by each type of reserve in equity is shown below:

	As at March 31, 2018	Year Ended March 31, 2017
Net (Loss)/gain on FVTOCI Equity Investments	(473,064)	1,349,844
Total	<u>(473,064)</u>	<u>1,349,844</u>

16 Earnings per share

	March 31, 2018	March 31, 2017
Basic and diluted earnings		
a. Calculation of weighted average number of equity shares of Rs. 100 each		
Number of equity shares at the beginning of the year	515,221	515,221
Equity shares at the end of the year	515,221	515,221
Weighted average number of equity shares outstanding during the year	515,221	515,221
b. Net profit after tax available for equity share holders (Rs.)	194,564	271,249
c. Basic and diluted earnings per share	0.38	0.53
d. Nominal value of share (Rs.)	100	100



Atna Investments Limited**Notes to the Standalone Financial Statements for the year ended March 31, 2018**

(All amounts in INR, unless otherwise stated)

17 Segment Reporting**Business Segment:**

The Company's business activity falls within a single business segment i.e. Investment and trading in shares and securities. Therefore, segment reporting in terms of Ind AS 108 on Segmental Reporting is not required.

Geographical Segment

The Company's operations are within India and does not operate in any other Country and hence there are no geographical segments.


18 In accordance with the required Ind AS 24 on related party disclosures where control exist and where transactions have taken place and description of the relationship as identified and certified by management are as follows:**A) List of related parties**

Holding Company	: Punj Lloyd Limited
Fellow Subsidiary Company	: Shitui Overseas Placement & Logistics Limited
Key Managerial Personnel	: Atul Punj - Director : Dinesh Thairani - Director : Shiv Punj - Director
Relatives of Key Managerial Personnel/ Enterprise over which Relative of Key Managerial Personnel have significant influence.	: Punj Business Centre : Sanat Investments Private Limited

B) Transactions with the Related Parties

	Fellow Subsidiary	Enterprise over which Relative of Key Managerial Personnel have significant influence	Total
Balance outstanding at the end of the year.			
Payable			
Subhvir Investments Private Limited (Formally known as Sanat Investments Private Limited)	-	3,845,000	3,845,000
	(-)	(3,845,000)	(3,845,000)
Receivable			
Punj Business Centre	-	5,000	5,000
	(-)	(5,000)	(5,000)
Investments at cost			
Shitui Overseas Placement & Logistics Limited.	980,000	-	980,000
	(980,000)	(-)	(980,000)

* Previous Year figures are indicated in (Brackets)



Atna Investments Limited

Notes to the Standalone Financial Statements for the year ended March 31, 2018

(All amounts in INR, unless otherwise stated)

19 Fair Value

Set out below, is a comparison by class of the carrying amounts and fair values of the Company's financial instruments, other than those with carrying amounts that are reasonable approximation of fair value

Description	Carrying Value			Fair Value		
	Mar-18	Mar-17	Mar-16	Mar-18	Mar-17	Mar-16
Financial Assets						
Fair value through OCI Financial Investments	3,809,188	4,282,252	3,055,481	3,809,188	4,282,252	3,055,481
Total	3,809,188	4,282,252	3,055,481	3,809,188	4,282,252	3,055,481

The management assessed that cash and cash equivalents, trade payables, borrowings and other current liabilities approximate their carrying amounts largely due to the short term maturities of these instruments.

The fair value of the financial assets and liabilities is included at the amount at which the instrument could be exchanged in a current transaction between willing parties, other than in a forced or liquidation sale. The following methods and assumptions were used to estimate the fair values.

The fair value of quoted financial investments are based on price quotations at the reporting date. The fair value of equity instruments is also sensitive to a reasonably possible change in the growth rates. The valuation requires management to use unobservable inputs in the model, of which the significant unobservable inputs are disclosed in the tables below. The management regularly assesses a range of reasonable alternatives for those significant unobservable inputs and determines their impact on the total fair value.

The fair value of unquoted equity shares have been estimated using book value model by the expert valuer. The valuation requires the valuer to make certain assumptions about the model inputs. The probabilities of the various estimates within the range can be reasonably assessed and are used in management's estimate of fair value for these unquoted equity investments.

20 Fair Hierarchy

The following table provides the fair value measurement hierarchy of the Companies assets and liabilities.

Quantitative disclosures fair value measurement hierarchy for assets as at March 31, 2018

Assets for which fair values are disclosed	Total	Fair value measurement using		
		Quoted price in active market	Significant observable inputs	Significant Unobservable Inputs
As at March 31, 2018				
Non Current Investments - Quoted	3,005,588	3,005,588		
Non Current Investments - Unquoted	803,600			803,600
Non Current Investments	3,809,188	3,005,588	-	803,600

21 Financial risk management objectives and policies

Exposure to credit, interest rate, foreign currency risk and liquidity risk arises in the normal course of the Company's business. The Company has risk management policies which set out its overall business strategies, its tolerance or risk and its general risk management philosophy and has established processes to monitor and control the hedging of transactions in a timely and accurate manner. Such policies are reviewed by the management with sufficient regularity to ensure that the Company's policy guidelines are adhered to.

The management reviews and agrees policies for managing each of these risks, which are summarized below.

Credit Risk

Credit risk is the risk that counterparty will not meet its obligations under financial instrument or customer contract, leading to financial loss. The company is exposed to credit risk mainly from its operating activities i.e. trade receivable.

With respect to credit risk arising from the other financial assets of the Group, which comprise cash and cash equivalents and other receivables (including related party balances), the Group's exposure to credit risk arises from default of the counterparty, with a maximum exposure equal to the carrying amount of these

Market Risk

Market risk is the risk that the fair value of future cash flows of a financial instrument will fluctuate because of change in the market price. The only financial instruments affected by market risk is non current investments.

Interest rate risk

Interest rate risk is the risk that the fair value of a financial instrument will fluctuate because of changes in the market interest rate. The Company's exposure to the risk of changes in market interest rates related primarily to the Companies long term debt obligation with floating interest rate. As on March 31, 2018 the Company does not have any bank borrowing at floating interest rate.

22 Capital Management

For the purpose of the company's capital management, capital includes Issued equity capital, and all other equity reserves attributable to the equity holders of the parent. The primary objective of the company's capital management is to maximise the shareholders value.

	Mar-18	Mar-17	Mar-16
Long term borrowings	3,845,000	3,845,000	3,845,000
Trade payables	91,800	90,000	133,988
Other Payables	6,000	6,000	6,000
Less:			
Cash and cash equivalents	(6,478,378)	(6,283,254)	(6,034,456)
Net Debts	(2,535,578)	(2,342,254)	(2,049,468)
Equity	6,685,329	6,963,829	5,317,737
Capital & net debts	4,149,751	4,621,575	3,268,269
Gearing Ratio	0%	0%	0%

Atrna Investments Limited
Notes to the Standalone Financial Statements for the year ended March 31, 2018
(All amounts in INR, unless otherwise stated)

The company manages its capital structure and makes adjustment in light of changes in economic conditions and the requirements of the financial covenants. To maintain or adjust the capital structure, the company may adjust the dividend payment to shareholders, return capital to shareholders or issue new shares. The company monitors capital using a gearing ratio, which is net debts divided by total capital plus net debt. The company policy is to keep the gearing ratio between 20% and 40%. The company includes within net debt, interest bearing loans and borrowings, trade and other payables, less cash and cash equivalents, excluding discontinued operations.

- 23 The Micro and Small Enterprises have been identified by the Company from the available information, which has been relied upon by the auditors. According to such identification, there were no dues outstanding as at March 31, 2018 to Micro and Small Enterprise that are reportable as per Micro, Small and Medium Enterprise Development Act, 2006.
- 24 There are no contingent liabilities and capital commitments as at March 31, 2018.
- 25 Provision for income tax has been made in these financials after taking into consideration allowable deductions and allowances under the income tax act. During the year, the Company has not recognised deferred tax assets as there is no virtual certainty supported by convincing evidence that sufficient future taxable income will be available against which such deferred tax assets can be realised.
- 26 No Provision has been made for employees benefit in terms of Ind AS 19 as notified by The Companies Act 2013, as the same is not required to be made as per terms of employment and also the related Provisions are not applicable in case of The Company.
- 27 The Company filed an application to surrender its NBFC registrations with RBI. Pending approval of the NBFC registration cancellation, the Company elected not to file other compliances of NBFC requirements. Financial liabilities in respect to this registration arises in future years will be dealt with on that year.

Accordingly the Special Reserve upto March 2016 of Rs. 300,100/- and special provision of Rs. 25,000/- has been transferred to opening retained earning.

First time adoption of Ind AS

These financial statements, for the year ended March 31, 2018 are the first the Company has prepared in accordance with Ind AS. For period up to end including the year ended March 31, 2017, the company prepared its financial statements in accordance with accounting standards notified under sect 133 of the companies Act 2013, read together with paragraph 7 of the Companies (Accounts) Rules, 2014 (Indian GAAP)

Accordingly, the Company has prepared financial statements which comply with Ind AS applicable for periods ending on March 31, 2018, together with the comparative period data as at and for the year ended March 31, 2017, as described in the summary of significant accounting policies. In preparing these financial statements, the Company's opening balance sheet was prepared as at April 1, 2016, the Company's data of transition to Ind AS. Following are the principal adjustments made by the Company in restating its Indian GAAP financial statement, including the balance sheet as at April 1, 2016 and the financial statements as at and for the year ended March 31, 2017.

The Company has designated unquoted equity instruments held at April 1, 2015 as fair value through OCI investments.

The estimates as at April 1, 2016 and at March 31, 2016 are consistent with those made for the same dates in accordance with Indian GAAP except for unquoted equity instruments, which is carried out fair value through other comprehensive income.

The estimates used by the Company to present these amounts in accordance with Ind AS reflect conditions at April 1, 2016, the date of transition to Ind AS and as of March 31, 2017.

Reconciliation of equity as at April 1, 2016 - Transition to Ind AS

	IGAAP	As At April 1, 2016 Adjustments	Ind AS	IGAAP	As At March 31, 2017 Adjustments	Ind AS
Assets						
Non-current assets						
Financial Assets						
Non current investments	1,365,925	1,566,483.00	2,932,408	1,365,925	2,916,327	4,282,252
Loans	2,298,841	(2,298,841)	-	-	-	-
Other current assets	-	384	384	-	-	-
Total non current assets	3,664,766	(731,974)	2,932,792	1,365,925	2,916,327	4,282,252
Current assets						
Financial Assets						
Cash and bank balances	6,034,456	-	6,034,456	6,283,254	0	6,283,254
Loans	5,000	-	5,000	5,000	-	5,000
Other financial assets	355,477	-	355,477	337,127	-	337,127
Current tax assets	-	384	384	-	-	-
Total Current Assets	6,394,933	-	6,394,933	6,625,381	0	6,625,381
Total Assets	10,059,699	(731,974)	9,327,725	7,991,306	2,916,327	10,907,633
Equity and liabilities						
Equity						
Share capital	51,522,100	-	51,522,100	51,522,100	-	51,522,100
Other Equity	(45,480,846)	(698,517)	(46,179,363)	(47,499,598)	2,941,327	(44,558,271)
Equity attributable to equity holders of the parent	6,041,254	(698,517)	5,342,737	4,022,502	2,941,327	6,963,829
Non-current liabilities						
Other long term provisions	25,000	(25,000)	-	25,000	(25,000)	-
Financial Liabilities	25,000	(25,000)	-	25,000	(25,000)	-
Current liabilities						
Financial Liabilities						
Trade payables	133,988	-	133,988	90,000	-	90,000
Short-term borrowings	3,845,000	-	3,845,000	3,845,000	-	3,845,000
Other current liabilities	6,000	-	6,000	6,000	-	6,000
Provisions	8,457	(8,457)	-	2,804	-	2,804
	3,993,445	(8,457)	3,984,988	3,943,804	-	3,943,804
Total Equity and Liabilities	10,059,699	(731,974)	9,327,725	7,991,306	2,916,327	10,907,633

Atma Investments Limited
Notes to the Standalone Financial Statements for the year ended March 31, 2018
(All amounts in INR, unless otherwise stated)

Reconciliation of profit for the year ended March 31, 2017

	Year ended March 31, 2017		
	Indian GAAP	Adjustments	Ind AS
Income			
Revenue from operations	19,167.00	-	19,167
Other income	484,505	-	484,505
Total income	503,672	-	503,672
Expenses			
Employee benefits expense	96,000	-	96,000
Other expenses	2,366,323	-	2,366,323
Total expenses	2,462,323	-	2,462,323
Earnings before interest, tax, depreciation and amortization (EBITDA) (I-8)			
Depreciation	(1,958,691)	-	(1,958,691)
Finance costs	-	-	-
Profit/ (loss) before tax	(1,958,691)	-	(1,958,691)
Tax expenses	60,100	-	60,100
Current tax	-	-	-
Deferred tax credit	-	-	-
Total tax expenses	60,100	-	60,100
Profit / (Loss) for the year	(2,018,751)	-	(2,018,751)
Other Comprehensive Income			
		1,349,844	1,349,844
Total comprehensive income for the year (net of taxes)	(2,018,751)	1,349,844	(668,907)

As per our report of even date.
For Singhal Prusty & Associates
Chartered Accountants
Firm registration number: 024433N

Vinay Singhal
Partner
Membership number: 517499
Place : Gurugram
Dated : 11/5/2018



For and on behalf of the Board of Directors of Atma Investments Limited

Atul Puri
Director
DIN : 00005612

Shweta Puri
Director
DIN : 09227629

Yogeshwari Bidhuri
Company Secretary