

SRIVASTAVA KUMAR & CO.

Chartered Accountants

INDEPENDENT AUDITOR'S REPORT

To the Members of Spectra Punj Lloyd Limited

Report on the Standalone Ind AS Financial Statements

We have audited the accompanying standalone Ind AS financial statements of Spectra Punj Lloyd Limited ('the Company'), which comprise the balance sheet as at 31 March 2018, the statement of profit and loss (including other comprehensive income), the statement of cash flows and the statement of changes in equity for the year then ended and a summary of the significant accounting policies and other explanatory information (herein after referred to as "standalone Ind AS financial statements").

Management's Responsibility for the Standalone Financial Statements

The Company's Board of Directors is responsible for the matters stated in Section 134(5) of the Companies Act, 2013 ("the Act") with respect to the preparation of these standalone Ind AS financial statements that give a true and fair view of the financial position, financial performance including other comprehensive income, cash flows and changes in equity of the Company in accordance with the accounting principles generally accepted in India, including the Indian Accounting Standards (Ind AS) prescribed under Section 133 of the Act read with relevant rules issued there under.

This responsibility also includes maintenance of adequate accounting records in accordance with the provisions of the Act for safeguarding the assets of the Company and for preventing and detecting frauds and other irregularities; selection and application of appropriate accounting policies; making judgments and estimates that are reasonable and prudent; and design, implementation and maintenance of adequate internal financial controls, that were operating effectively for ensuring the accuracy and completeness of the accounting records, relevant to the preparation and presentation of the standalone Ind AS financial statements that give a true and fair view and are free from material misstatement, whether due to fraud or error.

Auditor's Responsibility

Our responsibility is to express an opinion on these standalone Ind AS financial statements based on our audit.

We have taken into account the provisions of the Act, the accounting and auditing standards and matters which are required to be included in the audit report under the provisions of the Act and the Rules made thereunder.

We conducted our audit in accordance with the Standards on Auditing specified under Section 143(10) of the Act. Those Standards require that we comply with ethical requirements and plan and perform the audit to obtain reasonable assurance about whether the standalone Ind AS financial statements are free from material misstatement.



An audit involves performing procedures to obtain audit evidence about the amounts and the disclosures in the standalone Ind AS financial statements. The procedures selected depend on the auditor's judgment, including the assessment of the risks of material misstatement of the standalone Ind AS financial statements, whether due to fraud or error. In making those risk assessments, the auditor considers internal financial control relevant to the Company's preparation of the standalone Ind AS financial statements that give a true and fair view in order to design audit procedures that are appropriate in the circumstances. An audit also includes evaluating the appropriateness of the accounting policies used and the reasonableness of the accounting estimates made by the Company's Directors, as well as evaluating the overall presentation of the standalone Ind AS financial statements.


We believe that the audit evidence we have obtained is sufficient and appropriate to provide a basis for our audit opinion on the standalone Ind AS financial statements.

Opinion

In our opinion and to the best of our information and according to the explanations given to us, the aforesaid standalone Ind AS financial statements give the information required by the Act in the manner so required and give a true and fair view in conformity with the accounting principles generally accepted in India including the Ind AS, of the financial position of the Company as at 31 March, 2018, and its financial performance including other comprehensive income, its cash flows and the changes in equity for the year ended on that date.

Report on Other Legal and Regulatory Requirements

1. As required by the Companies (Auditor's Report) Order, 2016 ("the Order") issued by the Central Government of India in terms of section 143(11) of the Act, we give in the Annexure A, a statement on the matters specified in the paragraph 3 and 4 of the order.
2. As required by Section 143(3) of the Act, we report that:
 - a. we have sought and obtained all the information and explanations which to the best of our knowledge and belief were necessary for the purposes of our audit.
 - b. in our opinion proper books of account as required by law have been kept by the Company so far as it appears from our examination of those books;
 - c. the balance sheet, the statement of profit and loss, the statement of cash flows and the statement of changes in equity dealt with by this Report are in agreement with the books of account;
 - d. in our opinion, the aforesaid standalone Ind AS financial statements comply with the Accounting Standards specified under Section 133 of the Act read with relevant rule issued thereunder
 - e. on the basis of the written representations received from the directors as on 31 March 2018 taken on record by the Board of Directors, none of the directors is disqualified as on 31 March 2018 from being appointed as a director in terms of Section 164 (2) of the Act;



- f. with respect to the adequacy of the internal financial controls over financial reporting of the Company and the operating effectiveness of such controls, refer to our separate report in "Annexure B".
- g. with respect to the other matters to be included in the Auditor's Report in accordance with Rule 11 of the Companies (Audit and Auditors) Rules, 2014, in our opinion and to the best of our information and according to the explanations given to us:
- i. The Company has disclosed the impact of pending litigations on its financial position in its financial statements, if any.
- ii. the Company does not have any long-term contracts including derivative contracts, for which provision is required for any foreseeable losses;
- iii. there were no amounts which were required to be transferred to the Investor Education and Protection Fund by the Company.

for Srivastava Kumar & Co.
Chartered Accountants
Firm Registration No: 011204N



Anil Kumar Sharma
Partner
Membership No. 097850

Place: New Delhi
Date : May 11, 2018

Annexure - A to the Auditors' Report

Referred to in paragraph 1 under the heading report on other legal and regulatory requirements of the Auditors' Report of even date

Re: Spectra Punj Lloyd Limited


- i. (a) The Company is maintaining proper records showing full particulars, including quantitative details and situation of fixed assets;

(b) The Fixed Assets have been physically verified by the management during the year and no material discrepancies have been noticed on such verification. In our opinion, the frequency of verification is reasonable.


(c) The title deeds of immovable properties are held in the name of the company.
- ii. (a) The inventory has been physically verified by the management at reasonable intervals. In our opinion the frequency of verification is reasonable

(b) In our opinion, the procedure of physical verification of inventory, followed by the management, is reasonable and adequate in relation to the size of the company and nature of its business.

(c) On the basis of our examination of the records of inventory, we are of the opinion that the company is maintaining proper records of inventory. The discrepancies between physical inventory and the book records, as observed on verification, which were not material in relation to the size of the company, have been properly dealt with in the books of accounts
- iii. The Company has not granted any loans, secured or unsecured to companies, firms, Limited Liability partnerships or other parties covered in the Register maintained under section 189 of the Act. Accordingly, the provisions of clause 3 (iii) (a) to (C) of the Order are not applicable to the Company.
- iv. In our opinion and according to the information and explanations given to us, the company has not granted any loans, investments, guarantees and securities in respect of which provision of section 185 and 186 of the Companies Act, 2013 are applicable and hence not commented upon.
- v. The Company has not accepted any deposits from the public and hence the directives issued by the Reserve Bank of India and the provisions of Sections 73, 74, 75 & 76 of the Act and the Companies (Acceptance of Deposit) Rules, 2015 with regard to the deposits accepted from the public are not applicable.
- vi. To the best of our knowledge and as explained, the Central Government has not prescribed the maintenance of cost records under sub-section (1) of section 148 of the Act, for any of the service rendered by the Company.



- vii. (a) According to information and explanations given to us and the records of the Company examined by us, in our opinion, company is generally regular in depositing undisputed statutory dues in respect of Provident Fund, Employee's State Insurance, Service Tax, cess and Income Tax though, and any other Statutory dues, as applicable, with the appropriate authorities. No such statutory dues were outstanding at the year end, for a period of more than six months from the date they become payable.
- (b) According to the information and explanation given to us, there are no dues of income tax, sales tax, service tax, duty of customs, duty of excise, value added tax outstanding on account of any dispute.
- viii. In our opinion and according to the information and explanations given by the management, the Company has not defaulted in the repayment of dues to financial institutions/ banks. The company did not have any outstanding dues in respect of debenture during the year.
- ix. According to the records of the company examined by us and the information and explanations given to us, during the year no money were raised by way of initial public offer or further public offer (including debt instruments). Further in our opinion and according to the information and explanations given by the management, that the company has utilized the monies raised by way of terms of loans for the purposes for which they were raised.
- x. According to the audit procedures performed and the information and explanations given to us by management, no fraud noticed by the Company, or its officers, or employees during the year.
- xi. According to the records of the company examined by us and the information and explanations given to us, no managerial remuneration paid during the year, hence provisions of section 197 read with schedule V to the Companies Act not applicable.
- xii. In our opinion, the Company is not a Nidhi Company. Therefore, the provisions of clause 3 (xii) of the Order are not applicable to the Company.
- xiii. According to the information and explanations given to us by management, all transactions with the related parties are in compliance with section 177 and 188 of Companies Act, 2013 where applicable and the details have been disclosed in the Financial Statements etc., as required by the applicable accounting standards
- xiv. According to the information and explanations given to us by management, the company has not made any preferential allotment or private placement of shares or fully or partly convertible debentures during the year under review. Accordingly, the provisions of clause 3 (xiv) of the Order are not applicable to the Company.




- xv. According to the audit procedures performed and the information and explanations given to us by management, the company has not entered into any non-cash transactions with directors or persons connected with him. Accordingly, the provisions of clause 3 (xv) of the Order are not applicable to the Company.
- xvi. According to the information and explanations given to us, company is not required to be registered under section 45 IA of the Reserve Bank of India Act, 1934 and accordingly, the provisions of clause 3 (xvi) of the Order are not applicable to the Company.

for Srivastava Kumar & Co.

Chartered Accountants

Firm Registration No: 011204N



Anil Kumar Sharma

Partner

Membership No. 097850

Place: New Delhi

Date : May 11, 2018

Annexure - B to the Auditors' Report

Report on the Internal Financial Controls under Clause (i) of Sub-section 3 of Section 143 of the Companies Act, 2013 ("the Act")

We have audited the internal financial controls over financial reporting of **Spectra Punj Lloyd Limited** ("the Company") as of March 31, 2018, in conjunction with our audit of the standalone Ind AS financial statements of the Company for the year ended on that date.

Management's Responsibility for Internal Financial Controls


The Company's management is responsible for establishing and maintaining internal financial controls based on the internal control over financial reporting criteria established by the Company considering the essential components of internal control stated in the Guidance Note on Audit of Internal Financial Controls over Financial Reporting issued by the Institute of Chartered Accountants of India ('ICAI'). These responsibilities include the design, implementation and maintenance of adequate internal financial controls that were operating effectively for ensuring the orderly and efficient conduct of its business, including adherence to company's policies, the safeguarding of its assets, the prevention and detection of frauds and errors, the accuracy and completeness of the accounting records, and the timely preparation of reliable financial information, as required under the Companies Act, 2013.

Auditors' Responsibility

Our responsibility is to express an opinion on the Company's internal financial controls over financial reporting based on our audit. We conducted our audit in accordance with the Guidance Note on Audit of Internal Financial Controls over Financial Reporting (the "Guidance Note") and the Standards on Auditing, issued by ICAI and deemed to be prescribed under section 143(10) of the Companies Act, 2013, to the extent applicable to an audit of internal financial controls, both applicable to an audit of Internal Financial Controls and, both issued by the Institute of Chartered Accountants of India. Those Standards and the Guidance Note require that we comply with ethical requirements and plan and perform the audit to obtain reasonable assurance about whether adequate internal financial controls over financial reporting was established and maintained and if such controls operated effectively in all material respects.

Our audit involves performing procedures to obtain audit evidence about the adequacy of the internal financial controls system over financial reporting and their operating effectiveness. Our audit of internal financial controls over financial reporting included obtaining an understanding of internal financial controls over financial reporting, assessing the risk that a material weakness exists, and testing and evaluating the design and operating effectiveness of internal control based on the assessed risk. The procedures selected depend on the auditor's judgment, including the assessment of the risks of material misstatement of the financial statements, whether due to fraud or error.

We believe that the audit evidence we have obtained is sufficient and appropriate to provide a basis for our audit opinion on the Company's internal financial controls system over financial reporting.



Meaning of Internal Financial Controls over Financial Reporting

A company's internal financial control over financial reporting is a process designed to provide reasonable assurance regarding the reliability of financial reporting and the preparation of financial statements for external purposes in accordance with generally accepted accounting principles. A company's internal financial control over financial reporting includes those policies and procedures that (1) pertain to the maintenance of records that, in reasonable detail, accurately and fairly reflect the transactions and dispositions of the assets of the company; (2) provide reasonable assurance that transactions are recorded as necessary to permit preparation of financial statements in accordance with generally accepted accounting principles, and that receipts and expenditures of the company are being made only in accordance with authorisations of management and directors of the company; and (3) provide reasonable assurance regarding prevention or timely detection of unauthorised acquisition, use, or disposition of the company's assets that could have a material effect on the financial statements.

Inherent Limitations of Internal Financial Controls Over Financial Reporting

Because of the inherent limitations of internal financial controls over financial reporting, including the possibility of collusion or improper management override of controls, material misstatements due to error or fraud may occur and not be detected. Also, projections of any evaluation of the internal financial controls over financial reporting to future periods are subject to the risk that the internal financial control over financial reporting may become inadequate because of changes in conditions, or that the degree of compliance with the policies or procedures may deteriorate.


Opinion

In our opinion, the Company has, in all material respects, an adequate internal financial controls system over financial reporting and such internal financial controls over financial reporting were operating effectively as at March 31, 2018, based on the internal control over financial reporting criteria established by the Company considering the essential components of internal control stated in the Guidance Note on Audit of Internal Financial Controls Over Financial Reporting issued by the Institute of Chartered Accountants of India.

for Srivastava Kumar & Co.

Chartered Accountants

Firm Registration Number: 011204N



Anil Kumar Sharma
Partner

Membership Number 097850

Place: New Delhi

Date : May 11, 2018

Spectra Punj Lloyd Limited
Standalone Balance Sheet as at March 31, 2018
(All amounts in INR, unless otherwise stated)

	Notes	As at March 31, 2018	As at March 31, 2017
Assets			
Non-current assets			
Property Plant and Equipments	3	130,562	162,561
Deferred tax assets (net)	4	24,428,873	24,428,873
Others	5	3,040,923	3,040,923
Current assets			
Inventories		4,742,533	5,906,505
Financial Assets			
Trade receivables	7	38,095,913	42,525,846
Cash and bank balances	8	3,570,939	2,526,578
Loans	6	436,290,000	414,780,000
Other current assets	9	291,661,211	245,755,478
Current tax receivable (net)		31,733,016	26,173,879
Others	5	11,217,770	11,872,283
Total Assets		844,911,739	777,172,925
Equity and liabilities			
Shareholder's fund			
Equity Share Capital	10	50,000,000	50,000,000
Other Equity			
Retained Earnings	11	(20,173,802)	(17,971,732)
Total Equity		29,826,198	32,028,268
Current liabilities			
Financial Liabilities			
Borrowings	12	299,348,000	303,153,000
Trade payables		514,428,763	437,805,420
Non Financial Liability			
Other current liability	13	1,308,778	4,186,237
Total Liabilities		815,085,541	745,144,657
Total equity and liabilities		844,911,739	777,172,925
Summary of significant accounting policies	2.1		


The accompanying notes are an integral part of the financial statements


This is the balance sheet referred to in our report of even date

For Srivastava Kumar & Co
Chartered Accountants
Firm Registration No: 011204N
per Anil Kumar Sharma
Partner
Membership No. : 097850


Company Secretary

For and on behalf of the Board of Directors of
Spectra Punj Lloyd Limited


Director
DIN-07968913


Director
DIN-07345645

Place: New Delhi


Date: May 11, 2018

Spectra Punj Lloyd Limited
 Standalone Statement of Profit and Loss for the year ended March 31, 2018
 (All amounts in INR, unless otherwise stated)

	Notes	Year ended March 31, 2018	Year ended March 31, 2017
Income			
Revenue from operations	14	34,097,083	42,464,937
Other income	15	51,692,687	50,254,007
Total income (I)		85,789,770	92,718,944
Expenses			
Cost of components and spares consumed		5,755,029	7,416,581
Employee benefits expense	16	5,451,651	5,686,661
Other expenses	17	40,676,680	47,708,042
Total expenses (II)		51,883,360	60,811,284
Earning before interest, tax, depreciation and amortization (EBITDA) (I-II)		33,906,410	31,907,660
Depreciation and amortization expense	3	31,999	86,695
Finance costs	18	36,076,482	36,983,260
Profit/ (loss) before tax		(2,202,070)	(5,162,295)
Tax expenses			
Current tax		-	-
MAT credit entitlement		-	-
Deferred tax Charge/(credit)		-	-
Total tax expense		-	-
Profit/ (loss) for the year		(2,202,070)	(5,162,295)
Earnings per equity share [nominal value per share Rs. 10 each (previous year Rs. 10 each)]			
Basic and diluted earning per share (in Rs.)	19	(0.44)	(1.03)
Summary of significant accounting policies	2.1		



The accompanying notes are an integral part of the financial statements

This is the statement of profit & loss referred to in our report of even date

For Srivastava Kumar & Co
 Chartered Accountants
 Firm Registration No: 011204N

 per Anil Kumar Sharma
 Partner
 Membership No. : 097850


 Company Secretary

For and on behalf of the Board of Directors of
 Spectra Punj Lloyd Limited

 
 Director Director
 DIN 07968913 DIN - 07345645

Place: New Delhi

Date: May 11, 2018


Spectra Punj Lloyd Limited
 Standalone Cash flow statements for the year ended March 31, 2018
 (All amounts in INR, unless otherwise stated)

	Year ended March 31, 2018	Year ended March 31, 2017
Cash flow from operating activities		
Profit/ (loss) before tax	(2,202,070)	(5,162,295)
Non-cash adjustment to reconcile Profit/(loss) before tax to net cash flows		
Depreciation and amortization	31,999	86,695
Profit on sale of fixed assets	(617,510)	(633,587)
Bad debts written off	-	452,459
Provision for Expected Credit Loss	11,853	-
Interest expense	36,075,778	36,901,384
Interest income	(51,006,370)	(49,620,420)
Operating profit before working capital changes	(17,706,321)	(17,975,764)
Movement in working capital:		
Increase in trade payables	76,623,343	81,699,881
Increase/ (Decrease) in provisions	-	-
Increase/ (Decrease) in other current liability	(2,877,459)	(866,094)
Decrease/ (increase) in trade receivables	4,418,080	(14,686,724)
Decrease/ (increase) in inventories	1,163,972	484,818
Decrease/ (increase) in loans	(21,510,000)	(10,740,000)
Decrease/ (increase) in other loans and advances	654,513	(425,894)
Cash generated from operations	40,766,128	37,490,224
Direct taxes paid (net of refunds)	(5,559,137)	(962,705)
Net cash flow from operating activities (A)	35,206,991	36,527,519
Cash flow from investing activities		
Proceeds from sale of fixed assets	617,510	633,587
Decrease/ (increase) in margin money deposits	-	-
Interest received	5,100,637	5,561,338
Net cash flow from investing activities (B)	5,718,147	6,194,925
Cash flow used in from financing activities		
Proceeds from borrowings	-	-
Repayment of borrowings	(3,805,000)	(6,882,000)
Interest paid	(36,075,778)	(36,901,384)
Net cash flow used in financing activities (C)	(39,880,778)	(43,783,384)
Net increase in cash and cash equivalents (A+B+C)	1,044,361	(1,060,940)
Cash and cash equivalents at the beginning of the year	2,449,593	3,510,533
Cash and cash equivalents at the end of the year	3,493,954	2,449,593
Components of cash and cash equivalents		
Cash on hand	92,644	133,354
Balances with banks:		
On current accounts	3,401,310	2,316,239
Total cash and cash equivalents (also refer note 11)	3,493,954	2,449,593


This is the cash flow statement referred to in our report of even date


For Srivastava Kumar & Co
 Chartered Accountants
 Firm Registration No: 011204N

For and on behalf of the Board of Directors of
 Spectra Punj Lloyd Limited


 per Anil Kumar Sharma
 Partner
 Membership No. : 097850


 Company Secretary


 Director
 DIN -07968913


 Director
 DIN -07345645

Place: New Delhi

Date: May 11, 2018

3 Property, Plant and Equipments

Particulars	Plant and equipment	Furniture and fixtures	Vehicles	Total
Gross block at cost				
At April 01, 2016	101,579,281	488,068	4,585,818	106,653,167
Additions during the year	-	-	-	-
Disposals	3,997,053	-	-	3,997,053
At March 31, 2017	97,582,228	488,068	4,585,818	102,656,114
Additions during the year	-	-	-	-
Disposals	6,099,910	-	1,087,613	7,187,523
At March 31, 2018	91,482,318	488,068	3,498,205	95,468,591
Accumulated Depreciation				
At April 01, 2016	101,458,302	359,790	4,585,818	106,403,911
Charge for the year	67,816	18,879	-	86,695
Disposals	3,997,053	-	-	3,997,053
At March 31, 2017	97,529,065	378,669	4,585,818	102,493,552
Charge for the year	19,432	12,567	0	31,999
Disposals	6,099,910	-	1,087,613	7,187,523
At March 31, 2018	91,448,588	391,236	3,498,205	95,338,029
Net block				
At March 31, 2017	53,162	109,399	-	162,561
At March 31, 2018	33,730	96,832	(0)	130,562

4 Deferred tax assets


Particulars	As at March 31, 2018	As at March 31, 2017
Impact of difference between tax depreciation and depreciation as per books	(21,540)	(21,540)
Impact of expenditure charged to the statement of profit and loss in current year but allowed for tax purposes on payment basis	3,121,988	3,121,988
Unabsorbed losses/carried forward losses	21,328,425	21,328,425
Deferred tax asset	24,428,873	24,428,873

5 Others

Particulars	Long-term		Short-term	
	As at March 31, 2018	As at March 31, 2017	As at March 31, 2018	As at March 31, 2017
Advance recoverable in cash or kind or for value to be received				
Unsecured, considered good	-	-	4,725,076	5,442,033
	-	-	4,725,076	5,442,033
Other loans and advances				
Loans to employees	-	-	856,926	862,030
Balances with statutory / government authorities	-	-	3,663,405	3,555,085
Value added tax / Sales tax recoverable	-	-	1,972,363	1,966,421
Minimum alternate tax credit entitlement	3,040,923	3,040,923	-	-
Prepaid expenses	-	-	-	46,714
	3,040,923	3,040,923	6,492,693	6,430,250
	3,040,923	3,040,923	11,217,770	11,872,283

6 Financial Assets: Loans

Particulars	Long-term		Short-term	
	As at March 31, 2018	As at March 31, 2017	As at March 31, 2018	As at March 31, 2017
Security deposits				
Unsecured, considered good	-	-	40,000	40,000
	-	-	40,000	40,000
Loans and advances to related parties				
Unsecured, considered good	-	-	436,250,000	414,740,000
Less: Expected Credit Loss	-	-	-	-
	-	-	436,250,000	414,740,000
	-	-	436,290,000	414,780,000



Rahul

7 Financial Assets : Trade receivables


Particulars	Current	
	As at March 31, 2018	As at March 31, 2017
Unsecured, considered good	58,931,031	63,349,111
	<u>58,931,031</u>	<u>63,349,111</u>
Less: Expected Credit Loss	(20,835,118)	(20,823,265)
	<u><u>38,095,913</u></u>	<u><u>42,525,846</u></u>

8 Financial Assets : Cash and bank balances

Particulars	As at	As at
	March 31, 2018	March 31, 2017
Cash and cash equivalents		
Cash on hand	92,644	133,354
Balances with banks:		
On current accounts	3,401,310	2,316,239
	<u>3,493,954</u>	<u>2,449,593</u>
Other bank balances		
Margin money deposits	76,985	76,985
	<u>76,985</u>	<u>76,985</u>
	<u><u>3,570,939</u></u>	<u><u>2,526,578</u></u>

9 Financial Assets : Other current assets

Particulars	As at	As at
	March 31, 2018	March 31, 2017
Interest receivable	291,661,211	245,755,478
Less: Provision for ECL	-	-
	<u><u>291,661,211</u></u>	<u><u>245,755,478</u></u>



Rahul

10 Equity

Particulars	As at March 31, 2018	As at March 31, 2017
Authorised shares		
5,000,000 (previous year 5,000,000) equity shares of Rs. 10 each	50,000,000	50,000,000
Issued, subscribed and fully paid-up shares		
5,000,000 (previous year 5,000,000) equity shares of Rs. 10 each	50,000,000	50,000,000
	<u>50,000,000</u>	<u>50,000,000</u>

(a) Reconciliation of the shares outstanding at the beginning and at the end of the reporting period

Particulars	As at March 31, 2018		As at March 31, 2017	
	Nos.	Amount	Nos.	Amount
At the beginning of the year	5,000,000	50,000,000	5,000,000	50,000,000
Issued during the year	-	-	-	-
Outstanding at the end of the year	5,000,000	50,000,000	5,000,000	50,000,000

(b) Terms and rights attached to equity shares

The Company has only one class of equity shares having a par value of Rs. 10 per share. Each holder of equity shares is entitled to one vote per share.

In the event of liquidation of the Company, the holders of equity shares will be entitled to receive remaining assets of the Company, after distribution of all preferential amounts. The distribution will be in proportion to the number of equity shares held by the shareholders.

(c) Shares held by holding company

Out of equity shares issued by the Company, shares held by its holding company and its nominees are as below:

	As at March 31, 2018	As at March 31, 2017
Punj Lloyd Limited	50,000,000	50,000,000
5,000,000 (previous year 5,000,000) equity shares of Rs. 10 each		

(d) Details of shareholders holding more than 5% of the equity share capital of the Company:

Name of Shareholder	As at March 31, 2018		As at March 31, 2017	
	Nos.	% of Holding	Nos.	% of Holding
Punj Lloyd Limited	5,000,000	100%	5,000,000	100%

(e) No bonus shares or shares issued for consideration other than cash or shares bought back over the last five years immediately preceding the reporting date.

11 Other Equity


Particulars	As at March 31, 2018	As at March 31, 2017
General reserve	6,328,000	6,328,000
Surplus/(deficit) in the statement of profit and loss		
Balance as per last financial statements	(24,299,732)	(19,137,437)
(Loss)/profit for the year	(2,202,070)	(5,162,295)
Net deficit in the statement of profit and loss	(26,501,802)	(24,299,732)
Total reserves and surplus	(20,173,802)	(17,971,732)

12 Financial Liabilities : Borrowings

Particulars	As at March 31, 2018	As at March 31, 2017
12% Loan from Punj Lloyd Limited repayable on demand (unsecured)	299,348,000	303,153,000
	<u>299,348,000</u>	<u>303,153,000</u>
The above amount includes		
Unsecured borrowings	299,348,000	303,153,000
	<u>299,348,000</u>	<u>303,153,000</u>

13 Non Financial Liabilities: Other liabilities

Particulars	As at March 31, 2018	As at March 31, 2017
Other liabilities		
Others	1,308,778	4,186,237
Tax deducted at source payable	1,308,778	4,186,237
	<u>1,308,778</u>	<u>441,991,658</u>



Rahul

Spectra Punj Lloyd Limited
Notes to standalone financial statements for the year ended March 31, 2018
(All amounts in INR, unless otherwise stated)

14 Revenue from operations

Particulars	Year ended	Year ended
	March 31, 2018	March 31, 2017
Income from hire charges	34,097,083	42,464,937
	<u>34,097,083</u>	<u>42,464,937</u>

15 Other income

Particulars	Year ended	Year ended
	March 31, 2018	March 31, 2017
Interest income on others	51,006,370	49,620,420
Profit on sale of fixed assets (net)	617,510	633,587
Income others	50,119	-
Exchange differences (net)	18,688	-
	<u>51,692,687</u>	<u>50,254,007</u>

16 Employee benefit expenses

Particulars	Year ended	Year ended
	March 31, 2018	March 31, 2017
Salaries, wages and bonus	5,162,072	5,412,595
Contribution to provident fund	268,994	274,066
Staff welfare expenses	20,585	-
	<u>5,451,651</u>	<u>5,686,661</u>

17 Other expenses

Particulars	Year ended	Year ended
	March 31, 2018	March 31, 2017
Freight and cartage	847,252	709,897
Rates and taxes	88,674	59,586
Diesel expenses	5,760,620	-
Insurance	46,714	159,606
Repairs and maintenance:		
Plant and machinery	30,993,775	45,152,847
Payment to auditors (refer details below)	100,000	100,000
Consultancy and professional charges	1,210,550	319,457
Bad debts written off	-	452,459
Provision for Expected Credit Loss	11,853	-
Miscellaneous expenses	1,617,242	754,191
	<u>40,676,680</u>	<u>47,708,042</u>
Payment to auditors:		
As auditors:		
Audit fee	100,000	100,000
	<u>100,000</u>	<u>100,000</u>

18 Finance costs

Particulars	Year ended	Year ended
	March 31, 2018	March 31, 2017
Interest expense	36,075,778	36,901,384
Bank charges	704	81,876
	<u>36,076,482</u>	<u>36,983,260</u>



Rahul

19 Earnings per share

Basic and diluted earnings		March 31, 2018	March 31, 2017
a)	Calculation of weighted average number of equity shares of Rs. 10 each		
	Number of equity shares at the beginning of the year	5,000,000	5,000,000
	Equity shares at the end of the year	5,000,000	5,000,000
	Weighted average number of equity shares outstanding during the year	5,000,000	5,000,000
b)	Net (loss)/ profit after tax available for equity share holders (Rs.)	(2,202,070)	(5,162,295)
c)	Basic and diluted (loss)/earnings per share	(0.44)	(1.03)
d)	Nominal value of share (Rs.)	10	10

20 Segment Reporting

Business Segment:

The Company's business activity falls within a single business segment i.e. hiring of equipment. Therefore, segment reporting in terms of Ind AS 108 on Segmental Reporting is not applicable.

Geographical Segment

The Company's operations are within India and does not operate in any other Country and hence there are no geographical segments.

21 Related party disclosures

Names of related parties and related party relationship

Related parties where control exists irrespective of whether transactions have occurred or not
 Holding company Punj Lloyd Limited

Related parties with whom transactions have taken place during the year

Holding company Punj Lloyd Limited
 Fellow subsidiaries Punj Lloyd Upstream Limited
 Punj Lloyd Aviation Limited
 Indraprastha Renewables Private Limited

Key Managerial Personnel

Shiv Punj Director
 Rahul Maheshwari Director
 Basab Acharya Director


Related party transactions

Particulars	Holding company		Fellow subsidiaries		Total	
	March 31, 2018	March 31, 2017	March 31, 2018	March 31, 2017	March 31, 2018	March 31, 2017
INCOME						
Interest Income						
Punj Lloyd Upstream Limited	-	-	47,982,293	47,479,034	47,982,293	47,479,034
Punj Lloyd Aviation Limited	-	-	2,053,636	1,462,693	2,053,636	1,462,693
Indraprastha Renewables Private Limited	-	-	970,441	12,808	970,441	12,808
EXPENSES						
Interest						
Punj Lloyd Limited	36,075,778	36,901,384	-	-	36,075,778	36,901,384
Balance outstanding as at end of the year						
Receivable/(payable)						
Punj Lloyd Limited	(790,757,760)	(717,202,066)	-	-	(790,757,760)	(717,202,066)
Punj Lloyd Upstream Limited	-	-	690,550,341	642,121,277	690,550,341	642,121,277
Punj Lloyd Aviation Limited	-	-	24,575,946	15,862,674	24,575,946	15,862,674
Indraprastha Renewables Private Limited	-	-	12,784,924	2,511,527	12,784,924	2,511,527

22 The Micro and Small Enterprises have been identified by the Company from the available information, which has been relied upon by the auditors. According to such identification, there were no dues to Micro and Small Enterprise that are reportable as per Micro, Small and Medium Enterprise Development Act, 2006 outstanding as at March 31, 2018.

23 Cost of components and spares consumed

These comprise miscellaneous items meant for execution of contracts. Since these items are of different nature and specifications, it is not practicable to disclose the quantitative information in respect thereof.



Rahul

24 Imported and indigenous components and spares consumed

Particulars	Amount		Percentage	
	2017-18	2016-17	2017-18	2016-17
Imported	-	-	-	-
Indigenous	5,755,029	7,416,581	100	100
	5,755,029	7,416,581	100	100

25 Fair Value

Set out below, is a comparison by class of the carrying amounts and fair values of the Company's financial instruments, other than those with carrying amounts that are reasonable approximation of fair value

Description	Carrying Value		Fair Value	
	Mar-18	Mar-17	Mar-18	Mar-17
Financial Assets				
Loans	436,250,000	414,740,000	436,250,000	414,740,000
Total	436,250,000	414,740,000	436,250,000	414,740,000

The management assessed that cash and cash equivalents, trade payables, borrowings and other current liabilities approximate their carrying amounts largely due to the short term maturities of these instruments.

The fair value of the financial assets and liabilities is included at the amount at which the instrument could be exchanged in a current transaction between willing parties, other than in a forced or liquidation sale. The following methods are assumptions were used to estimate the fair value.

Trade receivables and loans and advances recoverable from related parties are evaluated by the company based on parameters such as interest rates, specific country risk factors, individual creditworthiness of the customer and the risk characteristics of the financed project. Based on this evaluation, allowances are taken into account for the expected credit losses of these receivables.

26 Fair Hierarchy

The following table provides the fair value measurement hierarchy of the Companies assets and liabilities.

Quantitative disclosures fair value measurement hierarchy for assets as at March 31, 2018

Assets for which fair values are disclosed	Total	Fair value measurement using		
		Quoted price in active market	Significant observable inputs	Significant Unobservable inputs
As at March 31, 2018				
Loans	436,250,000	-	-	436,250,000
As at March 31, 2017				
Loans	414,740,000	-	-	414,740,000

27 Financial risk management objectives and policies

Exposure to credit, interest rate, foreign currency risk and liquidity risk arises in the normal course of the Company's business. The Company has risk management policies which set out its overall business strategies, its tolerance or risk and its general risk management philosophy and has established processes to monitor and control the hedging of transactions in a timely and accurate manner. Such policies are reviewed by the management with sufficient regularity to ensure that the Company's policy guidelines are adhered to.

The management reviews and agrees policies for managing each of these risks, which are summarized below.

Credit Risk

Credit risk is the risk that counterparty will not meet its obligations under financial instrument or customer contract, leading to financial loss. The company is exposed to credit risk mainly from its operating activities i.e trade receivable.

With respect to credit risk arising from the other financial assets of the Group, which comprise cash and cash equivalents and other receivables (including related party balances), the Group's exposure to credit risk arises from default of the counterparty, with a maximum exposure equal to the carrying amount of these instruments.

Trade receivable : Customer credit risk is managed with the Companies established policy, procedures and control relating to customer credit risk management, such as the

outstands from customer receivables are regularly monitored. As at March 31, 2018 the Company has only one customers having outstanding of Rs. 1 crore or more.

The Company does not hold collateral as security against these receivables, however it evaluates the concentration of risk with respect to trade receivables as low, as the customers operate in largely independent market.

Market Risk

Market risk is the risk that the fair value of future cash flows of a financial instrument will fluctuate because of change in the market price. The only financial instruments affected by market risk is bank borrowings.

Interest rate risk

Interest rate risk is the risk that the fair value of a financial instrument will fluctuate because of changes in the market interest rate. The Company's exposure to the risk of changes in market interest rates related primarily to the Companies long term debt obligation with floating interest rate. As on March 31, 2018 the Company has only one borrowing at floating interest rate.



Rahul

28 Capital Management


For the purpose of the company's capital management, capital includes issued equity capital, and all other equity reserves attributable to the equity holders of the parent. The primary objective of the company's capital management is to maximise the shareholders value.

The company manages its capital structure and makes adjustment in light of changes in economic conditions and the requirements of the financial covenants. To maintain or adjust the capital structure, the company may adjust the dividend payment to shareholders, return capital to shareholders or issue new shares. The company monitors capital using a gearing ratio, which is net debts divided by total capital plus net debt. The company policy is to keep the gearing ratio between 80% and 100%. The company includes within net debt, interest bearing loans and borrowings, trade and other payables, less cash and cash equivalents, excluding discontinued operations.

	Mar-18	Mar-17
Borrowings	299,348,000	303,153,000
Trade payables	514,428,763	437,805,420
Other Payables	1,308,778	4,186,237
Less:		
Cash and cash equivalents	(3,570,939)	(2,526,578)
Net Debts	811,514,602	742,618,079
Equity	29,826,198	32,028,268
Capital & net debts	841,340,800	774,646,347
Gearing Ratio	96%	96%

As per our report of even date

For Srivastava Kumar & Co
Chartered Accountants
Firm Registration No: 011204N





per Anil Kumar Sharma
Partner
Membership No. : 097850

Place: New Delhi

Date: May 11, 2018


Company Secretary

For and on behalf of the Board of Directors of
Spectra Punj Lloyd Limited

 
Director Director
DIN - 07968913 DIN - 07345645