

Punj Lloyd Ltd

Corporate Office I, 78 Institutional Area, Sector 32, Gurgaon 122 001, India
T +91 124 262 0123 F +91 124 262 0111
info@punjlloyd.com
www.punjlloyd.com



April 12, 2017

National Stock Exchange of India Limited
Exchange Plaza
Bandra Kurla Complex
Bandra (East)
Mumbai – 400051

BSE Limited
Department of Corporate Services
25th Floor
P J Towers
Dalal Street
Mumbai – 400001

Symbol: PUNJLLOYD

Scrip Code: 532693/PUNJLLOYD

Sub: Disclosure under Regulation 31 (1) (b) of the SEBI (Listing Obligations & Disclosure Requirements) Regulations, 2015

Dear Sir/Madam,

Pursuant to the provisions of captioned regulation, please find enclosed herewith shareholding pattern of the Company as on March 31, 2017.

You are kindly requested to take the same on record.

Thanking You,

Yours faithfully

For PUNJ LLOYD LIMITED

A handwritten signature in black ink, appearing to read "Dinesh Thairani".



DINESH THAIRANI
Group President-Legal & Company Secretary

Encl: As above

Registered Office

Punj Lloyd House, 17-18 Nehru Place, New Delhi 110 019, India
CIN: L74899DL1988PLC033314

Format of Holding of Specified securities

1.	Name of Listed Entity:PUNJ LLOYD LTD		
2.	Scrip Code/Name of Scrip/Class of Security:532693,PUNJLLOYD,EQUITY SHARES		
3.	Share Holding Pattern Filed under: Reg. 31(1)(a)/Reg.31(1)(b)/Reg.31(1)(c)		
	a. if under 31(1)(b) then indicate the report for quarter ending 31/03/2017		
	b. if under 31(1)(c) then indicate date of allotment/extinguishment		
4.	Declaration : The Listed entity is required to submit the following declaration to the extent of submission of information:		
	Particulars	YES*	NO*
a	Whether the Listed Entity has issued any partly paid up shares		NO*
b	Whether the Listed Entity has issued any Convertible Securities or Warrants?		NO*
c	Whether the Listed Entity has any shares against which depository receipts are issued?		NO*
d	Whether the Listed Entity has any shares in locked-in?		NO*
e	Whether any shares held by promoters are pledge or otherwise encumbered?#	YES*	
	*if the Listed Entity selects the option 'NO' for the questions above, the columns for the partly paid up shares, Outstanding Convertible Securities/Warrants, depository receipts, locked-in shares, No of shares pledged or otherwise encumbered by promoters, as applicable, shall not be displayed at the time of dissemination on the Stock Exchange website. Also wherever there is 'No' declared by Listed entity in above table the values will be considered as 'Zero' by default on submission of the format of holding of specified securities.		
	# Such shares are governed by Non disposal agreements entered into by Promoters with the Lenders of the Company.		
5	The tabular format for disclosure of holding of specified securities is as follows:		




Table I - Summary Statement holding of specified securities

Category	Category of Shareholder	No of Shareholders	No of fully paid up equity shares held	No of Partly paid-up equity shares held	No of Shares Underlying Depository Receipts	Total No of Shares Held (VII) = (IV)+(V)+(VI)	Shareholding as a % of total no of shares (As a % of	Number of Voting Rights held in each class of securities			No of Shares Underlying Outstanding converttible securities	Shareholding as a % assuming full conversion	Number of Locked in Shares		Number of Shares pledged or otherwise encumbered		Number of equity shares held in dematerialized form	
								No of Voting Rights					Total as a % of (A+B+C)	No.	As a % of total Shares	No.		As a % of total Shares
								Class X	Class Y	Total								
(I)	(II)	(III)	(IV)	(V)	(VI)	(VII)	(VIII)	(IX)			(X)	(XI)	(XII)		(XIII)	(XIV)		
(A)	Promoter & Promoter Group	8	120011878	0	0	120011878	35.91	120011878	0	120011878	35.91	0	35.91	0	0.00	74371932	61.97	120011878
(B)	Public	335373	214213867	0	0	214213867	64.09	214213867	0	214213867	64.09	0	64.09	0	0.00	NA	NA	214188562
(C)	Non Promoter-Non Public																	
(C1)	Shares underlying DRs	0	0	0	0	0	NA	0	0	0	0.00	0	NA	0	0.00	NA	NA	0
(C2)	Shares held by Employees Trusts	0	0	0	0	0	0.00	0	0	0	0.00	0	0.00	0	0.00	NA	NA	0
	Total:	335381	334225745	0	0	334225745	100.00	334225745	0	334225745	100.00	0	100.00	0	0.00	74371932	22.25	334200440




Table II - Statement showing shareholding pattern of the Promoter and Promoter Group

Category	Category & Name of the Shareholder	PAN	No of Shareholders	No of fully paid up equity shares held	No of Partly paid-up equity shares held	No of Shares Underlying Depository Receipts	Total No of Shares Held (IV+V+VI)	Shareholding as a % of total no of shares (calculated as per SCRR, 1957 (VIII) As a % of (A+B+C2)	Number of Voting Rights held in each class of securities			No of Shares Underlying Outstanding convertible securities (Including Warrants)	Shareholding as a % assuming full conversion of convertible Securities (as a percentage of diluted share capital) (VII)+(X) As a % of (A+B+C2)	Number of Locked in Shares		Number of Shares pledged or otherwise encumbered		Number of equity shares held in dematerialized form	
									No of Voting Rights					Total as a % of (A+B+C)	No.	As a % of total	No.		As a % of total
									Class X	Class Y	Total								
									(IX)										
(I)	(II)	(III)	(IV)	(V)	(VI)	(VII)	(VIII)	(IX)			(X)	(XI)	(XII)		(XIII)		(XIV)		
(1)	Indian																		
(a)	Individuals/Hindu undivided Family		4	21036891	0	0	21036891	6.29	21036891	0	21036891	6.29	0	6.29	0	0.00	0	0.00	21036891
	ATUL PUNJ(HUF)	AADHA4197H	1	820	0	0	820	0.00	820	0	820	0.00	0	0.00	0	0.00	0	0.00	820
	INDU RANI PUNJ JTLY SATYANARAIN PRAKASH PUNJ	AAJPP5711C	1	9997065	0	0	9997065	2.99	9997065	0	9997065	2.99	0	2.99	0	0.00	0	0.00	9997065
	SATYANARAIN PRAKASH PUNJ JTLY INDU RANI PUNJ	ACMPP1444R	1	10537281	0	0	10537281	3.15	10537281	0	10537281	3.15	0	3.15	0	0.00	0	0.00	10537281
	JYOTI PUNJ	ADEPP0948L	1	501725	0	0	501725	0.15	501725	0	501725	0.15	0	0.15	0	0.00	0	0.00	501725
(b)	Central Government/State Government(s)		0	0	0	0	0	0.00	0	0	0	0.00	0	0.00	0	0.00	0	0.00	0
(c)	Financial institutions/Banks		0	0	0	0	0	0.00	0	0	0	0.00	0	0.00	0	0.00	0	0.00	0
(d)	Any Other		2	21853017	0	0	21853017	6.54	21853017	0	21853017	6.54	0	6.54	0	0.00	14152977	64.76	21853017
	PLE HYDRAULICS PRIVATE LIMITED	AAACP0030E	1	40	0	0	40	0.00	40	0	40	0.00	0	0.00	0	0.00	0	0.00	40
	SPECTRA PUNJ FINANCE PRIVATE LIMITED	AAACS3351H	1	21852977	0	0	21852977	6.54	21852977	0	21852977	6.54	0	6.54	0	0.00	14152977	64.76	21852977
	Sub-Total (A)(1)		6	42889908	0	0	42889908	12.83	42889908	0	42889908	12.83	0	12.83	0	0.00	14152977	33.00	42889908
(2)	Foreign																		
(a)	Individuals (Non-Resident Individuals/Foreign Individuals)		1	1430540	0	0	1430540	0.43	1430540	0	1430540	0.43	0	0.43	0	0.00	0	0.00	1430540
	ATUL PUNJ	AAFPP1942D	1	1430540	0	0	1430540	0.43	1430540	0	1430540	0.43	0	0.43	0	0.00	0	0.00	1430540
(b)	Government		0	0	0	0	0	0.00	0	0	0	0.00	0	0.00	0	0.00	0	0.00	0
(c)	Institutions		0	0	0	0	0	0.00	0	0	0	0.00	0	0.00	0	0.00	0	0.00	0
(d)	Foreign Portfolio investor		0	0	0	0	0	0.00	0	0	0	0.00	0	0.00	0	0.00	0	0.00	0
(e)	Any Other		1	75691430	0	0	75691430	22.65	75691430	0	75691430	22.65	0	22.65	0	0.00	60218955	79.56	75691430
	CAWDOR ENTERPRISES LIMITED	AAACC8363M	1	75691430	0	0	75691430	22.65	75691430	0	75691430	22.65	0	22.65	0	0.00	60218955	79.56	75691430
	Sub-Total (A)(2)		2	77121970	0	0	77121970	23.07	77121970	0	77121970	23.07	0	23.07	0	0.00	60218955	78.08	77121970
	Total Shareholding of Promoter and Promoter Group (A)=(A)(1)+(A)(2)		8	120011878	0	0	120011878	35.91	120011878	0	120011878	35.91	0	35.91	0	0.00	74371932	61.97	120011878




Table III - Statement showing shareholding pattern of the Public shareholder

Category	Category & Name of the Shareholder	PAN	No of Shareholders	No of fully paid up equity shares held	No of Partly paid-up equity shares held	No of Shares Underlying Depository Receipts	Total No of Shares Held (IV+V+VI)	Shareholding as a % of total no of shares (A+B+C2)	Number of Voting Rights held in each class of securities			No of Shares Underlying Outstanding convertible securities (Including Warrants)	Shareholding as a % assuming full conversion of convertible Securities (as a percentage of diluted share capital)	Number of Locked in Shares		Number of Shares pledged or otherwise encumbered		Number of equity shares held in dematerialized form	
									No of Voting Rights					Total as a % of (A+B+C)	No.	As a % of total	No.		As a % of total
									Class X	Class Y	Total								
	(I)	(II)	(III)	(IV)	(V)	(VI)	(VII)	(VIII)	(IX)			(X)	(XI)	(XII)		(XIII)	(XIV)		
(1)	Institutions																		
(a)	Mutual Funds		0	0	0	0	0	0.00	0	0	0	0.00	0	0.00	0	0.00	NA	NA	0
(b)	Venture Capital Funds		0	0	0	0	0	0.00	0	0	0	0.00	0	0.00	0	0.00	NA	NA	0
(c)	Alternate Investment Funds		0	0	0	0	0	0.00	0	0	0	0.00	0	0.00	0	0.00	NA	NA	0
(d)	Foreign Venture Capital Investors		0	0	0	0	0	0.00	0	0	0	0.00	0	0.00	0	0.00	NA	NA	0
(e)	Foreign Portfolio Investors		9	5235605	0	0	5235605	1.57	5235605	0	5235605	1.57	0	1.57	0	0.00	NA	NA	5235605
(f)	Financial Institutions/Banks		29	23001393	0	0	23001393	6.88	23001393	0	23001393	6.88	0	6.88	0	0.00	NA	NA	23001393
	LIC OF INDIA PROFIT PLUS GROWTH FUND	AAACL0582H	11	18352701	0	0	18352701	5.49	18352701	0	18352701	5.49	0	5.49	0	0.00	NA	NA	18352701
(g)	Insurance Companies		0	0	0	0	0	0.00	0	0	0	0.00	0	0.00	0	0.00	NA	NA	0
(h)	Provident Funds/Pension Funds		0	0	0	0	0	0.00	0	0	0	0.00	0	0.00	0	0.00	NA	NA	0
(i)	Any Other							0.00				0.00		0.00					
	FOREIGN NATIONALS		1	500	0	0	500	0.00	500	0	500	0.00	0	0.00	0	0.00	NA	NA	500
	Sub Total (B)(1)		39	28237498	0	0	28237498	8.45	28237498	0	28237498	8.45	0	8.45	0	0.00	NA	NA	28237498
(2)	Central Government/State Government(s)/President of India		0	0	0	0	0	0.00	0	0	0	0.00	0	0.00	0	0.00	NA	NA	0
	Sub Total (B)(2)		0	0	0	0	0	0.00	0	0	0	0.00	0	0.00	0	0.00	NA	NA	0
(3)	Non-Institutions																		
(a)	i. Individual shareholders holding nominal share capital up to Rs.2 lakhs		329632	141249286	0	0	141249286	42.26	141249286	0	141249286	42.26	0	42.26	0	0.00	NA	NA	141225416
	ii. Individual shareholders holding nominal share capital in excess of Rs. 2 Lakhs		46	13421617	0	0	13421617	4.02	13421617	0	13421617	4.02	0	4.02	0	0.00	NA	NA	13421617
(b)	NBFCs Registered with RBI		11	37984	0	0	37984	0.01	37984	0	37984	0.01	0	0.01	0	0.00	NA	NA	37984
(c)	Employee Trusts		0	0	0	0	0	0.00	0	0	0	0.00	0	0.00	0	0.00	NA	NA	0
(d)	Overseas Depositories (Holding DRs)(Balancing figure)		0	0	0	0	0	0.00	0	0	0	0.00	0	0.00	0	0.00	NA	NA	0
(e)	Any Other							0.00				0.00		0.00					
	CLEARING MEMBERS		141	890058	0	0	890058	0.27	890058	0	890058	0.27	0	0.27	0	0.00	NA	NA	890058
	BODIES CORPORATES		1816	23352361	0	0	23352361	6.99	23352361	0	23352361	6.99	0	6.99	0	0.00	NA	NA	23351971
	NON RESIDENT INDIANS		2873	6147072	0	0	6147072	1.84	6147072	0	6147072	1.84	0	1.84	0	0.00	NA	NA	6146027
	NON RESIDENT INDIANS NON REPATRIABLE		807	849741	0	0	849741	0.25	849741	0	849741	0.25	0	0.25	0	0.00	NA	NA	849741
	TRUSTS		8	28250	0	0	28250	0.01	28250	0	28250	0.01	0	0.01	0	0.00	NA	NA	28250
	Sub Total (B)(3)		335334	185976369	0	0	185976369	55.64	185976369	0	185976369	55.64	0	55.64	0	0.00			185951064
	Total Public Shareholding (B) = (B)(1)+(B)(2)+(B)(3)		335373	214213867	0	0	214213867	64.09	214213867	0	214213867	64.09	0	64.09	0	0.00			214188562






Table IV - Statement showing shareholding pattern of the Non Promoter - Non Public Shareholder

Category	Category & Name of the Shareholder	PAN	No of Shareholders	No of fully paid up equity shares held	No of Partly paid-up equity shares held	No of Shares Underlying Depository Receipts	Total No of Shares Held (IV+V+VI)	Shareholding as a % of total no of shares (A+B+C2)	Number of Voting Rights held in each class of securities			No of Shares Underlying Outstanding convertible securities (Including Warrants)	Shareholding as a % assuming full conversion of convertible Securities (as a percentage of diluted share capital)	Number of Locked in Shares		Number of Shares pledged or otherwise encumbered		Number of equity shares held in dematerialized form	
									No of Voting Rights		Total as a % of			No.	As a % of total	No.	As a % of total		
									Class X	Class Y									Total
	(I)	(II)	(III)	(IV)	(V)	(VI)	(VII)	(VIII)	(IX)			(X)	(XI)	(XII)		(XIII)		(XIV)	
(1)	Custodian/DR Holder		0	0	0	0	0	0.00	0	0	0	0.00	0	0.00	0	0.00	NA	NA	0
(2)	Employee Benefit Trust (under SEBI(Share based Employee Benefit) Regulations 2014)		0	0	0	0	0	0.00	0	0	0	0.00	0	0.00	0	0.00	NA	NA	0
	Total Non-Promoter-Non Public Shareholding (C) = (C)(1)+(C)(2)		0	0	0	0	0	0.00	0	0	0	0.00	0	0.00	0	0.00			0



Details of the shareholders acting as persons in Concert including their Shareholding:			
Name of Shareholder	Name of PAC	No of shares	Holding%
Total:		0	0



Details of Shares which remain unclaimed may be given hear along with details such as number of shareholders,

No of Shareholders	No of shares
41	2310

