

**Punj Lloyd Ltd**

Corporate Office I, 78 Institutional Area, Sector 32, Gurgaon 122 001, India

T +91 124 262 0123 F +91 124 262 0111

info@punjlloyd.com

www.punjlloyd.com



9<sup>th</sup> April, 2015

**National Stock Exchange of India Limited**  
Exchange Plaza  
Bandra Kurla Complex  
Bandra (East)  
Mumbai – 400051

**BSE Limited**  
Department of Corporate Services  
25<sup>th</sup> Floor  
P J Towers  
Dalal Street  
Mumbai – 400001

Symbol: PUNJLLOYD

Scrip Code: 532693 / Scrip ID: PUNJLLOYD

**Sub: Clause 35 of the listing Agreement**

Dear Sir/Madam,

Pursuant to the provisions of Clause 35 of the Listing Agreement, please find enclosed herewith shareholding pattern of the Company as on March 31, 2015.

You are kindly requested to take the same on record.

Thanking You,

Yours faithfully

For PUNJ LLOYD LIMITED

Dinesh Thairani  
Group President-Legal & Company Secretary


Encl: As above

**Registered Office**

Punj Lloyd House, 17-18 Nehru Place, New Delhi 110 019, India


CIN: L74899DL1988PLC033314

<b>(1)(a) STATEMENT SHOWING SHAREHOLDING PATTERN IN CLAUSE-35</b>			
<b>NAME OF THE COMPANY: PUNJ LLOYD LTD</b>			
<b>SCRIP CODE:</b>	<b>532693</b>	<b>Name of the Scrip: PUNJLLOYD</b>	
<b>Class of Security:</b>	<b>EQUITY</b>		
<b>QUARTER ENDED:</b>	<b>31/03/2015</b>		
<b>Partly paid-up shares</b>	<b>No. of partly paid up shares</b>	<b>As a % of total no. of partly paid-up shares</b>	<b>As a % of total no. of shares of the Company.</b>
Held by promoter/promoter group	0	0	0
Held by Public	0	0	0
<b>Total:</b>	<b>0</b>	<b>0</b>	<b>0</b>
<b>Outstanding convertible securities:</b>	<b>No. of outstanding securities</b>	<b>As a % of total no. of outstanding convertible securities.</b>	<b>As a % of total no. of shares of the Company assuming full conversion of the convertible securities</b>
Held by promoter/promoter group	0	0	0
Held by Public	0	0	0
<b>Total:</b>	<b>0</b>	<b>0</b>	<b>0</b>
<b>Warrants:</b>	<b>No. of warrants</b>	<b>As a % of total no. of warrants</b>	<b>As a % of total no. of shares of the Company, assuming full conversion of warrants</b>
Held by promoter/promoter group	0	0	0
Held by Public	0	0	0
<b>Total:</b>	<b>0</b>	<b>0</b>	<b>0</b>
<b>Total paid-up capital of the Company, assuming full conversion of warrants and convertible securities</b>	<b>332095745</b>	<b>0</b>	<b>100.00</b>




CATEGORY CODE	CATEGORY OF SHAREHOLDER	NO OF SHAREHOLDERS	TOTAL NUMBER OF SHARES	NO OF SHARES HELD IN DEMATERIALIZED FORM	TOTAL SHAREHOLDING AS A % OF TOTAL NO OF		SHARES PLEDGE OR OTHERWISE ENCUMBERED	
					As a PERCENTAGE of (A+B)	As a PERCENTAGE of (A+B+C)	NUMBER OF SHARES	AS a PERCENTAGE
(I)	(II)	(III)	(IV)	(V)	(VI)	(VII)	(VIII)	(IX)=(VIII)/(IV)*100
(A)	<b>PROMOTER AND PROMOTER GROUP</b>							
(1)	<b>INDIAN</b>							
(a)	Individual /HUF	8	23365245	23365245	7.04	7.04	0	0.00
(b)	Central Government/State Government(s)	0	0	0	0.00	0.00	0	0.00
(c)	Bodies Corporate	2	22148345	22148345	6.67	6.67	19648305	88.71
(d)	Financial Institutions / Banks	0	0	0	0.00	0.00	0	0.00
(e)	Others	0	0	0	0.00	0.00	0	0.00
	<b>Sub-Total A(1) :</b>	<b>10</b>	<b>45513590</b>	<b>45513590</b>	<b>13.71</b>	<b>13.71</b>	<b>19648305</b>	<b>43.17</b>
(2)	<b>FOREIGN</b>							
(a)	Individuals (NRIs/Foreign Individuals)	1	1430540	1430540	0.43	0.43	0	0.00
(b)	Bodies Corporate	1	75691430	75691430	22.79	22.79	60218955	79.56
(c)	Institutions	0	0	0	0.00	0.00	0	0.00
(d)	Qualified Foreign Investor	0	0	0	0.00	0.00	0	0.00
(e)	Others	0	0	0	0.00	0.00	0	0.00
	<b>Sub-Total A(2) :</b>	<b>2</b>	<b>77121970</b>	<b>77121970</b>	<b>23.22</b>	<b>23.22</b>	<b>60218955</b>	<b>78.08</b>
	<b>Total A=A(1)+A(2)</b>	<b>12</b>	<b>122635560</b>	<b>122635560</b>	<b>36.93</b>	<b>36.93</b>	<b>79867260</b>	<b>65.13</b>
(B)	<b>PUBLIC SHAREHOLDING</b>							
(1)	<b>INSTITUTIONS</b>							

A



CATEGORY CODE	CATEGORY OF SHAREHOLDER	NO OF SHAREHOLDERS	TOTAL NUMBER OF SHARES	NO OF SHARES HELD IN DEMATERIALIZED FORM	TOTAL SHAREHOLDING AS A % OF TOTAL NO OF		SHARES PLEDGE OR OTHERWISE ENCUMBERED	
					AS a PERCENTAGE of (A+B)	AS a PERCENTAGE of (A+B+C)	NUMBER OF SHARES	AS a PERCENTAGE
(I)	(II)	(III)	(IV)	(V)	(VI)	(VII)	(VIII)	(IX)=(VIII)/(IV)*100
(a)	Mutual Funds /UTI	2	3003167	3003167	0.90	0.90		
(b)	Financial Institutions /Banks	30	22026600	22026600	6.63	6.63		
(c)	Central Government / State Government(s)	0	0	0	0.00	0.00		
(d)	Venture Capital Funds	0	0	0	0.00	0.00		
(e)	Insurance Companies	0	0	0	0.00	0.00		
(f)	Foreign Institutional Investors	34	18495399	18495399	5.57	5.57		
(g)	Foreign Venture Capital Investors	0	0	0	0.00	0.00		
(h)	Qualified Foreign Investor	0	0	0	0.00	0.00		
(i)	Others	0	0	0	0.00	0.00		
	<b>Sub-Total B(1) :</b>	<b>66</b>	<b>43525166</b>	<b>43525166</b>	<b>13.10</b>	<b>13.10</b>		
(2)	<b>NON-INSTITUTIONS</b>							
(a)	Bodies Corporate	2181	33379245	33379155	10.05	10.05		
(b)	Individuals							
	(i) Individuals holding nominal share capital upto Rs.1 lakh	353533	115104519	115081070	34.66	34.66		
	(ii) Individuals holding nominal share capital in excess of Rs.1 lakh	73	9503467	9503467	2.86	2.86		




CATEGORY CODE	CATEGORY OF SHAREHOLDER					TOTAL SHAREHOLDING AS A % OF TOTAL NO OF		SHARES PLEDGE OR OTHERWISE ENCUMBERED	
		NO OF SHAREHOLDERS	TOTAL NUMBER OF SHARES	NO OF SHARES HELD IN DEMATERIALIZED FORM	AS a PERCENTAGE of (A+B)	As a PERCENTAGE of (A+B+C)	NUMBER OF SHARES	AS a PERCENTAGE	
(I)	(II)	(III)	(IV)	(V)	(VI)	(VII)	(VIII)	(IX)=(VIII)/(IV)*100	
(c)	Others								
	CLEARING MEMBERS	183	834664	834664	0.25	0.25			
	NON RESIDENT INDIANS	4118	7080974	7079929	2.13	2.13			
	TRUSTS	9	31650	31650	0.01	0.01			
	FOREIGN NATIONALS	1	500	500	0.00	0.00			
(d)	Qualified Foreign Investor	0	0	0	0.00	0.00			
	Sub-Total B(2) :	360098	165935019	165910435	49.96	49.96			
	Total B=B(1)+B(2) :	360164	209460185	209435601	63.07	63.07			
	Total (A+B) :	360176	332095745	332071161	100.00	100.00			
(C)	Shares held by custodians, against which Depository Receipts have been issued								
(1)	Promoter and Promoter Group								
(2)	Public	0	0	0	0.00	0.00			
	<b>GRAND TOTAL (A+B+C) :</b>	<b>360176</b>	<b>332095745</b>	<b>332071161</b>	<b>100.00</b>	<b>100.00</b>	<b>79867260</b>	<b>24.05</b>	



(I)(b) Statement showing holding of securities (including shares, warrants, convertible securities) of persons belonging to the category "Promoter and Promoter Group"											
Sr.No	Name of the Shareholder	Details of Shares held		Encumbered shares (*)			Details of Warrants		Details of convertible securities		Total Shares (Including underlying shares assuming full conversion of warrants and convertible securities) as a % of diluted share capital
		No. of Shares held	As a % of grand total (A)+(B)+(C)	Pledge Shares	AS a percentage	AS a % of grand total (A) + (B) + (C) of sub-clause	Number of warrants held	As a % total number of warrants of the same class	Number of convertible securities held	As a % total number of convertible securities of the same class	
(I)	(II)	(III)	(IV)	(V)	(VI)=(V)/(III)*100	(VII)	(VIII)	(IX)	(X)	(XI)	(XII)
1	CAWDOR ENTERPRISES LIMITED	75691430	22.79	60218955	79.56	18.13	0	0.00	0	0.00	22.79
2	SPECTRA PUNJ FINANCE PRIVATE	22148305	6.67	19648305	88.71	5.92	0	0.00	0	0.00	6.67
3	SATYANARIAN PRAKASH PUNJ / INDU RANI PUNJ	10537281	3.17	0	0.00	0.00	0	0.00	0	0.00	3.17
4	INDU RANI PUNJ/SATYANARIAN PRAKASH	9997065	3.01	0	0.00	0.00	0	0.00	0	0.00	3.01
5	ATUL PUNJ	1430540	0.43	0	0.00	0.00	0	0.00	0	0.00	0.43
6	UDAY PUNJ -	781246	0.24	0	0.00	0.00	0	0.00	0	0.00	0.24
7	MANGALAM PUNJ / UDAY PUNJ	774962	0.23	0	0.00	0.00	0	0.00	0	0.00	0.23
8	UDAY PUNJ / MANGALAM PUNJ	624935	0.19	0	0.00	0.00	0	0.00	0	0.00	0.19
9	JYOTI PUNJ	501725	0.15	0	0.00	0.00	0	0.00	0	0.00	0.15
10	UDAY PUNJ	147211	0.04	0	0.00	0.00	0	0.00	0	0.00	0.04
11	ATUL PUNJ	820	0.00	0	0.00	0.00	0	0.00	0	0.00	0.00
12	PLE HYDRAULICS PRIVATE LIMITED	40	0.00	0	0.00	0.00	0	0.00	0	0.00	0.00
<b>TOTAL :</b>		<b>122635560</b>	<b>36.93</b>	<b>79867260</b>	<b>65.13</b>	<b>24.05</b>	<b>0</b>	<b>0.00</b>	<b>0</b>	<b>0.00</b>	<b>36.93</b>



(l)(c) Statement showing holding of securities (including shares, warrants, convertible securities) of persons belonging to the category "Public" and holding more than 1% of the total number of shares								
Sr.No.	Name of the shareholder	Number of shares held	Shares as a percentage of total number of shares (i.e., Grant total (A)+(B)+(C) indicated in Statement at para (l)(a) above)	Details of warrants		Details of convertible securities		Total shares (including underlying shares assuming full conversion of warrants and convertible securities) as a % of diluted share capital)
				Number of warrants held	As a % total number of warrants of the same class	Number of convertible securities held	% w.r.t total number of convertible securities of the same class	
1	CITIGROUP GLOBAL MARKETS	8844601	2.66	0	0.00	0	0.00	2.66
2	LIFE INSURANCE CORPORATION OF INDIA	5848756	1.76	0	0.00	0	0.00	1.76
3	LIC OF INDIA MARKET PLUS 1 GROWTH FUND	5806337	1.75	0	0.00	0	0.00	1.75
4	CANARA HSBC ORIENTAL BANK OF COMMERCE LIFE INSURANCE COMPANY LTD	4210223	1.27	0	0.00	0	0.00	1.27
<b>TOTAL :</b>		<b>24709917</b>	<b>7.44</b>	<b>0</b>	<b>0.00</b>	<b>0</b>	<b>0.00</b>	<b>7.44</b>



(i)(c) Statement showing holding of securities (including shares, warrants, convertible securities) of persons (ii) (together with PAC) belonging to the category "Public" and holding more than 5% of the total number of shares of the company								
Sr.No.	Name(s) of the shareholder(s) and the Persons Acting in Concert (PAC) with them	Number of shares held	Shares as a percentage of total number of shares (i.e., Grant total (A)+(B)+(C) indicated in Statement at para (i)(a) above)	Details of warrants		Details of convertible securities		Total shares (including underlying shares assuming full conversion of warrants and convertible securities) as a % of diluted share capital)
				Number of warrants held	As a % total number of warrants of the same class	Number of convertible securities held	% w.r.t total number of convertible securities of the same class	
	<b>TOTAL :</b>	0	0	0	0	0	0	0





(I)(d) STATEMENT SHOWING DETAILS OF LOCKED-IN SHARES"				
Sr.N o.	Name of the shareholder	Number of locked-in shares	Locked-in shares as a (%) percentage of total number of shares (i.e, Grand Total (A)+(B)+(C) Indicated in Statement at para (I)(a) above)	Promoter/Promoter Group/Public
TOTAL :		0	0	

(II)(a) STATEMENT SHOWING DETAILS OF DEPOSITORY RECEIPTS (DRS)				
Sr.N o.	Type of outstanding DR (ADRs,GDRs,S DRs,etc.)	Number of outstanding DRs	Number of shares underlying outstanding DRs	Shares underlying outstanding DRs as a percentage of total number of shares (i.e., Grand Total (A)+(B)+(C) indicated in Statement at Para(I)(a) above)
TOTAL :		0	0	0

(II)(b) Statement showing Holding of Depository Receipts (DRs), where underlying shares held by "Promoter/Promoter group" are in excess of 1% of the total number shares.				
Sr.N o.	Name of the DR Holder	Type of outstanding DR (ADRs,GDRs ,SDRs,etc.)	Number of shares underlying outstanding DRs	Shares underlying outstanding DRs as a percentage of total number of shares (i.e., Grand Total (A)+(B)+(C) indicated in Statement at para(I)(a) above)
TOTAL :			0	0

*Handwritten signature*

