

Punj Lloyd Ltd

Corporate Office I, 78 Institutional Area, Sector 32, Gurugram 122 001, India
T +91 124 262 0123, F +91 124 262 0111
info@punjlloyd.com
www.punjlloyd.com



July 16, 2021

BSE Limited
Department of Corporate Services
25th Floor
P J Towers
Dalal Street
Mumbai – 400001

National Stock Exchange of India Limited
Exchange Plaza
Bandra Kurla Complex
Bandra (East)
Mumbai – 400051

Scrip Code: 532693/PUNJLLOYD

Symbol: PUNJLLOYD

Sub: Disclosure under Regulation 31 (1) (b) of the SEBI (Listing Obligations & Disclosure Requirements) Regulations, 2015

Dear Sir/Madam,

Pursuant to the provisions of captioned regulation, please find enclosed herewith shareholding pattern of the Company as on June 30, 2021.

You are requested to take the same on record.

Thanking You,

Yours faithfully

For **PUNJ LLOYD LIMITED**

A handwritten signature in black ink, appearing to read "Dinesh", with a horizontal line underneath.

Dinesh Kumar
Company Secretary

Encl: As above

Registered Office

17 - 18 Nehru Place, New Delhi 110 019, India
CIN: L74899DL1988PLC033314

Format of Holding of Specified securities			
1.	Name of Listed Entity:PUNJ LLOYD LTD		
2.	Scrip Code/Name of Scrip/Class of Security:532693,PUNJLLOYD,EQUITY SHARES		
3.	Share Holding Pattern Filed under: Reg. 31(1)(a)/Reg.31(1)(b)/Reg.31(1)(e)		
	a. if under 31(1)(b) then indicate the report for quarter ending 30/062021		
	b. if under 31(1)(c) then indicate date of allotment/extinguishment		
4.	Declaration : The Listed entity is required to submit the following declaration to the extent of submission of information:		
	Particulars	YES*	NO*
a	Whether the Listed Entity has issued any partly paid up shares		NO*
b	Whether the Listed Entity has issued any Convertible Securities or Warrants?		NO*
c	Whether the Listed Entity has any shares against which depository receipts are issued?		NO*
d	Whether the Listed Entity has any shares in locked-in?		NO*
e	Whether any shares held by promoters are pledge or otherwise encumbered?		NO*
5	The tabular format for disclosure of holding of specified securities is as follows :		




Table I - Summary Statement holding of specified securities

Category	Category of Shareholder	No of Shareholders	No of fully paid up equity shares held	No of Partly paid-up equity shares held	No of Shares Underlying Depository Receipts	Total No of Shares Held (VII) = (IV)+(V)+(VI)	Shareholding as a % of total no of shares (As a % of (A+B+C2))	Number of Voting Rights held in each class of securities			No of Shares Underlying Outstanding convertible securities (Including Warrants)	Shareholding as a % assuming full conversion of convertible Securities (as a percentage of diluted share capital)	Number of Locked in Shares		Number of Shares pledged or otherwise encumbered		Number of equity shares held in dematerialized form	
								No of Voting Rights					Total as a % of (A+B+C)	No.	As a % of total Shares held	No.		As a % of total Shares held
								Class X	Class Y	Total								
(I)	(II)	(III)	(IV)	(V)	(VI)	(VII)	(VIII)	(IX)			(X)	(XI)	(XII)		(XIII)		(XIV)	
(A)	Promoter & Promoter Group	7	25818384	0	0	25818384	7.69	25818384	0	25818384	7.69	0	7.69	0	0.00	NA	NA	25818384
(B)	Public	256638	309777361	0	0	309777361	92.31	309777361	0	309777361	92.31	0	92.31	0	0.00	NA	NA	309758646
(C)	Non Promoter-Non Public	0	0	0	0	0	NA	0	0	0	0.00	0	NA	0	0.00	NA	NA	0
(C1)	Shares underlying DRs	0	0	0	0	0	NA	0	0	0	0.00	0	NA	0	0.00	NA	NA	0
(C2)	Shares held by Employees Trusts	0	0	0	0	0	0.00	0	0	0	0.00	0	0.00	0	0.00	NA	NA	0
	Total:	256645	335595745	0	0	335595745	100.00	335595745	0	335595745	100.00	0	100.00	0	0.00	0	0.00	335577030




Table II - Statement showing shareholding pattern of the Promoter and Promoter Group *

Category	Category & Name of the Shareholder	PAN	No of Shareholders	No of fully paid up equity shares held	No of Partly paid-up equity shares held	No of Shares Underlying Depository Receipts	Total No of Shares Held (IV+V+VI)	Shareholding as a % of total no of shares (calculated as per SCRR, 1957 (VIII) As a % of (A+B+C2)	Number of Voting Rights held in each class of securities			No of Shares Underlying Outstanding convertible securities (Including Warrants)	Shareholding as a % assuming full conversion of convertible Securities (as a percentage of diluted share capital)	Number of Locked in Shares		Number of Shares pledged or otherwise encumbered		Number of equity shares held in dematerialized form	
									No of Voting Rights					Total as a % of (A+B+C)	No.	As a % of total Shares held	No.		As a % of total Shares held
									Class X	Class Y	Total								
(I)	(II)	(III)	(IV)	(V)	(VI)	(VII)	(VIII)	(IX)			(X)	(XI)	(XII)		(XIII)		(XIV)		
(1)	Indian																		
(a)	Individuals/Hindu undivided Family		3	1831360	0	0	1831360	0.55	1831360	0	1831360	0.55	0	0.55	0	0.00	0	0.00	1831360
	ATUL PUNJ (HUF)	AADHA4197H	1	820	0	0	820	0.00	820	0	820	0.00	0	0.00	0	0.00	0	0.00	820
	ATUL PUNJ	AAFPP1942D	1	1430540	0	0	1430540	0.43	1430540	0	1430540	0.43	0	0.43	0	0.00	0	0.00	1430540
	JYOTI PUNJ	ADEPP0943L	1	400000	0	0	400000	0.12	400000	0	400000	0.12	0	0.12	0	0.00	0	0.00	400000
(b)	Central Government/State Government(s)		0	0	0	0	0	0.00	0	0	0	0.00	0	0.00	0	0.00	0	0.00	0
(c)	Financial Institutions/Banks		0	0	0	0	0	0.00	0	0	0	0.00	0	0.00	0	0.00	0	0.00	0
(d)	Any Other		2	7700040	0	0	7700040	2.29	7700040	0	7700040	2.29	0	2.29	0	0.00	0	0.00	7700040
	PLE HYDRAULICS PRIVATE LIMITED	AAACP0030E	1	40	0	0	40	0.00	40	0	40	0.00	0	0.00	0	0.00	0	0.00	40
	SPECTRA PUNJ FINANCE PRIVATE LIMITED	AAACS3351H	1	7700000	0	0	7700000	2.29	7700000	0	7700000	2.29	0	2.29	0	0.00	0	0.00	7700000
	Sub-Total (A)(1)		5	9531400	0	0	9531400	2.84	9531400	0	9531400	2.84	0	2.84	0	0.00	0	0.00	9531400
(2)	Foreign																		
(a)	Individuals (Non-Resident Individuals/Foreign Individuals)		1	814509	0	0	814509	0.24	814509	0	814509	0.24	0	0.24	0	0.00	0	0.00	814509
	SHIV PUNJ	AVIPP2692J	1	814509	0	0	814509	0.24	814509	0	814509	0.24	0	0.24	0	0.00	0	0.00	814509
(b)	Government		0	0	0	0	0	0.00	0	0	0	0.00	0	0.00	0	0.00	0	0.00	0
(c)	Institutions		0	0	0	0	0	0.00	0	0	0	0.00	0	0.00	0	0.00	0	0.00	0
(d)	Foreign Portfolio Investor		0	0	0	0	0	0.00	0	0	0	0.00	0	0.00	0	0.00	0	0.00	0
(e)	Any Other		1	15472475	0	0	15472475	4.61	15472475	0	15472475	4.61	0	4.61	0	0.00	0	0.00	15472475
	CAWDOR ENTERPRISES LIMITED	AACCC8363M	1	15472475	0	0	15472475	4.61	15472475	0	15472475	4.61	0	4.61	0	0.00	0	0.00	15472475
	Sub-Total (A)(2)		2	16286984	0	0	16286984	4.85	16286984	0	16286984	4.85	0	4.85	0	0.00	0	0.00	16286984
	Total Shareholding of Promoter and Promoter Group (A)=(A)(1)+(A)(2)		7	25818384	0	0	25818384	7.69	25818384	0	25818384	7.69	0	7.69	0	0.00	0	0.00	25818384





Table III - Statement showing shareholding pattern of the Public shareholder

Category	Category & Name of the Shareholder	PAN	No of Shareholders	No of fully paid up equity shares held	No of Partly paid-up equity shares held	No of Shares Underlying Depository Receipts	Total No of Shares Held (IV+V+VI)	Shareholding as a % of total no of shares (A+B+C2)	Number of Voting Rights held in each class of securities			No of Shares Underlying Outstanding convertible securities (Including Warrants)	Shareholding as a % assuming full conversion of convertible Securities (as a percentage of diluted share capital)	Number of Locked In Shares		Number of Shares pledged or otherwise encumbered		Number of equity shares held in dematerialized form	
									No of Voting Rights					Total as a % of (A+B+C)	No.	As a % of total Shares held	No.		As a % of total Shares held
									Class X	Class Y	Total								
									(I)	(II)	(III)								
(1)	Institutions																		
(a)	Mutual Funds		0	0	0	0	0	0.00	0	0	0	0.00	0	0.00	0	0.00	NA	NA	0
(b)	Venture Capital Funds		0	0	0	0	0	0.00	0	0	0	0.00	0	0.00	0	0.00	NA	NA	0
(c)	Alternate Investment Funds		0	0	0	0	0	0.00	0	0	0	0.00	0	0.00	0	0.00	NA	NA	0
(d)	Foreign Venture Capital Investors		0	0	0	0	0	0.00	0	0	0	0.00	0	0.00	0	0.00	NA	NA	0
(e)	Foreign Portfolio Investors		3	770068	0	0	770068	0.23	770068	0	770068	0.23	0	0.23	0	0.00	NA	NA	770068
(f)	Financial Institutions/Banks		6	1342504	0	0	1342504	0.40	1342504	0	1342504	0.40	0	0.40	0	0.00	NA	NA	1342504
(g)	Insurance Companies		0	0	0	0	0	0.00	0	0	0	0.00	0	0.00	0	0.00	NA	NA	0
(h)	Provident Funds/Pension Funds		0	0	0	0	0	0.00	0	0	0	0.00	0	0.00	0	0.00	NA	NA	0
(i)	Any Other		2	6358756	0	0	6358756	1.89	6358756	0	6358756	1.89	0	1.89	0	0	NA	NA	6358756
	LIFE INSURANCE CORPORATION OF INDIA	AAACL0582H	1	5848756	0	0	5848756	1.74	5848756	0	5848756	1.74	0	1.74	0	0.00	NA	NA	5848756
	Sub Total (B)(1)		11	8471328	0	0	8471328	2.52	8471328	0	8471328	2.52	0	2.52	0	0.00	NA	NA	8471328
(2)	Central Government/State Government(s)/President of India		0	0	0	0	0	0.00	0	0	0	0.00	0	0.00	0	0.00	NA	NA	0
	Sub Total (B)(2)		0	0	0	0	0	0.00	0	0	0	0.00	0	0.00	0	0.00	NA	NA	0
(3)	Non-Institutions																		
(a)	i. Individual shareholders holding nominal share capital up to Rs.2 lakhs		252536	214679782	0	0	214679782	63.97	214679782	0	214679782	63.97	0	63.97	0	0.00	NA	NA	214663113
	ii. Individual shareholders holding nominal share capital in excess of Rs. 2 Lakhs		160	62490264	0	0	62490264	18.62	62490264	0	62490264	18.62	0	18.62	0	0.00	NA	NA	62490264
	RAMAKRISHNA REDDY CHINTA	ABAFM5336N	1	4175100	0	0	4175100	1.24	4175100	0	4175100	1.24	0	1.24	0	0.00	NA	NA	4175100
	UDAY PUNJ	AAAPP1309F		20814229	0	0	20814229	6.20	20814229	0	20814229	6.20	0	6.20	0	0.00	NA	NA	20814229
(b)	NBFCs Registered with RBI		2	7549	0	0	7549	0.00	7549	0	7549	0.00	0	0.00	0	0.00	NA	NA	7549
(c)	Employee Trusts		0	0	0	0	0	0.00	0	0	0	0.00	0	0.00	0	0.00	NA	NA	0
(d)	Overseas Depositories (Holding DRs)(Balancing figure)		0	0	0	0	0	0.00	0	0	0	0.00	0	0.00	0	0.00	NA	NA	0
(e)	Any Other																		
	TRUSTS		8	37724	0	0	37724	0.01	37724	0	37724	0.01	0	0.01	0	0.00	NA	NA	37724
	NON RESIDENT INDIANS		1858	6497699	0	0	6497699	1.94	6497699	0	6497699	1.94	0	1.94	0	0.00	NA	NA	6495653
	NON RESIDENT INDIAN NON REPATRIABLE		1063	1919909	0	0	1919909	0.57	1919909	0	1919909	0.57	0	0.57	0	0.00	NA	NA	1919909
	CLEARING MEMBERS		79	1706310	0	0	1706310	0.51	1706310	0	1706310	0.51	0	0.51	0	0.00	NA	NA	1706310
	BODIES CORPORATES		920	11000169	0	0	11000169	3.28	11000169	0	11000169	3.28	0	3.28	0	0.00	NA	NA	11000169
	I E P F		1	2966627	0	0	2966627	0.88	2966627	0	2966627	0.88	0	0.88	0	0.00	NA	NA	2966627
	Sub Total (B)(3)		256627	301306033	0	0	301306033	89.78	301306033	0	301306033	89.78	0	89.78	0	0.00	NA	NA	301287318
	Total Public Shareholding (B) = (B)(1)+(B)(2)+(B)(3)		256638	309777361	0	0	309777361	92.31	309777361	0	309777361	92.31	0	92.31	0	0.00	NA	NA	309758646

Table IV - Statement showing shareholding pattern of the Non Promoter - Non Public Shareholder

Category	Category & Name of the Shareholder	PAN	No of Shareholders	No of fully paid up equity shares held	No of Partly paid-up equity shares held	No of Shares Underlying Depository Receipts	Total No of Shares Held (IV+V+VI)	Shareholding as a % of total no of shares (A+B+C2)	Number of Voting Rights held in each class of securities			No of Shares Underlying Outstanding convertible securities (Including Warrants)	Shareholding as a % assuming full conversion of convertible Securities (as a percentage of diluted share capital)	Number of Locked in Shares		Number of Shares pledged or otherwise encumbered		Number of equity shares held in dematerialized form	
									No of Voting Rights		Total as a % of (A+B+C)			No.	As a % of total Shares held	No.	As a % of total Shares held		
									Class X	Class Y									Total
	(I)	(II)	(III)	(IV)	(V)	(VI)	(VII)	(VIII)	(IX)			(X)	(XI)	(XII)		(XIII)		(XIV)	
(1)	Custodian/DR Holder		0	0	0	0	0	0.00	0	0	0	0.00	0	0.00	0	0.00	NA	NA	0
(2)	Employee Benefit Trust (under SEBI(Share based Employee Benefit) Regulations 2014)		0	0	0	0	0	0.00	0	0	0	0.00	0	0.00	0	0.00	NA	NA	0
	Total Non-Promoter-Non Public Shareholding (C) = (C)(1)+(C)(2)		0	0	0	0	0	0.00	0	0	0	0.00	0	0.00	0	0.00			0




Details of the shareholders acting as persons in Concert including their Shareholding:

Name of Shareholder	Name of PAC	No of shares	Holding%
Total:		0	0



A circular stamp from the Registrar of Companies, India, is located on the right side of the page. The stamp contains the text "REGISTRAR OF COMPANIES" and "INDIA". A handwritten signature is written over the stamp.

Details of Shares which remain unclaimed may be given hear along with details such as number of shareholders, outstanding shares held in demat/unclaimed suspense account	
No of Shareholders	No of shares
0	0



FIDELITY & BOND INVESTMENT SERVICES PRIVATE LIMITED
A member of the FIDELITY & BOND GROUP
Signature: *Dinesh*