

**Punj Lloyd Ltd**

Corporate Office I, 78 Institutional Area, Sector 32, Gurugram 122 001, India  
T +91 124 262 0123 F +91 124 262 0111  
info@punjlloyd.com  
www.punjlloyd.com



January 17, 2023

BSE Limited  
Department of Corporate Services  
25th Floor  
P J Towers  
Dalal Street  
Mumbai – 400001

National Stock Exchange of India Limited  
Exchange Plaza  
Bandra Kurla Complex  
Bandra (East)  
Mumbai – 400051

Scrip Code: 532693/PUNJLLOYD

Symbol: PUNJLLOYD

**Sub: Disclosure under Regulation 31 (1) (b) of the SEBI (Listing Obligations & Disclosure Requirements) Regulations, 2015**

Dear Sir/Madam,

Pursuant to the provisions of Regulation 31 (1) (b) of the SEBI (Listing Obligations & Disclosure Requirements) Regulations, 2015, please find enclosed herewith shareholding pattern of the Company for the quarter ended December 31, 2022.

You are requested to take the same on record.

Thanking You,

Yours faithfully,

For PUNJ LLOYD LIMITED

A handwritten signature in black ink, appearing to read "Dinesh", written over a diagonal line.

Dinesh Kumar  
Company Secretary

Encl: As above

**Registered Office**

17-18 Nehru Place, New Delhi 110 019, India  
CIN: L74899DL1988PLC033314

Format of Holding of Specified securities		
1.	Name of Listed Entity:PUNJ LLOYD LTD	
2.	Scrip Code/Name of Scrip/Class of Security:532693,PUNJLLOYD,EQUITY SHARES	
3.	Share Holding Pattern Filed under: Reg. 31(1)(a)/Reg.31(1)(b)/Reg.31(1)(c)	
	a. if under 31(1)(b) then indicate the report for quarter ending 31/12/2022	
	b. if under 31(1)(c) then indicate date of allotment/extinguishment	
4.	Declaration : The Listed entity is required to submit the following declaration to the extent of submission of information:	
	Particulars	YES NO
a	Whether the Listed Entity has issued any partly paid up shares	NO
b	Whether the Listed Entity has issued any Convertible Securities or Warrants?	NO
c	Whether the Listed Entity has any shares against which depository receipts are issued?	NO
d	Whether the Listed Entity has any shares in locked-in?	NO
e	Whether any shares held by promoters are pledge or otherwise encumbered?	NO
5	The tabular format for disclosure of holding of specified securities is as follows :	



Table I - Summary Statement holding of specified securities

Category	Category of Shareholder	No of Shareholders	No of fully paid up equity shares held	No of Partly paid-up equity shares held	No of Shares Underlying Depository Receipts	Total No of Shares Held (VII) = (IV)+(V)+(VI)	Shareholding as a % of total no of shares (As a % of (A+B+C2))	Number of Voting Rights held in each class of securities			No of Shares Underlying Outstanding convertible securities (Including Warrants)	Shareholding as a % assuming full conversion of convertible Securities (as a percentage of diluted share capital)	Number of Locked in Shares		Number of Shares pledged or otherwise encumbered		Number of equity shares held in dematerialized form	
								No of Voting Rights					Total as a % of (A+B+C)	No.	As a % of total Shares held	No.		As a % of total Shares held
								Class X	Class Y	Total								
(I)	(II)	(III)	(IV)	(V)	(VI)	(VII)	(VIII)	(IX)			(X)	(XI)	(XII)		(XIII)		(XIV)	
(A)	Promoter & Promoter Group	7	25818384	0	0	25818384	7.69	25818384	0	25818384	7.69	0	7.69	0	0.00	NA	NA	25818384
(B)	Public	246001	309777361	0	0	309777361	92.31	309777361	0	309777361	92.31	0	92.31	0	0.00	NA	NA	309758622
(C)	Non Promoter-Non Public	0	0	0	0	0	NA	0	0	0	0.00	0	NA	0	0.00	NA	NA	0
(C1)	Shares underlying DRs	0	0	0	0	0	NA	0	0	0	0.00	0	NA	0	0.00	NA	NA	0
(C2)	Shares held by Employes Trusts	0	0	0	0	0	0.00	0	0	0	0.00	0	0.00	0	0.00	NA	NA	0
	<b>Total:</b>	<b>246008</b>	<b>335595745</b>	<b>0</b>	<b>0</b>	<b>335595745</b>	<b>100.00</b>	<b>335595745</b>	<b>0</b>	<b>335595745</b>	<b>100.00</b>	<b>0</b>	<b>100.00</b>	<b>0</b>	<b>0.00</b>	<b>0</b>	<b>0.00</b>	<b>335577006</b>



Table II - Statement showing shareholding pattern of the Promoter and Promoter Group \*

Category	Category & Name of the Shareholder	PAN	No of Share holders	No of fully paid up equity shares held	No of Partly paid-up equity shares held	No of Shares Underlying Depository Receipts	Total No of Shares Held (IV+V+VI)	Shareholding as a % of total no of shares (calculated as per SCRR, 1957 (VIII) As a % of (A+B+C2)	Number of Voting Rights held in each class of securities			No of Shares Underlying Outstanding convertible securities (Including Warrants)	Shareholding as a % assuming full conversion of convertible Securities (as a percentage of diluted share	Number of Locked in Shares		Number of Shares pledged or otherwise encumbered		Number of equity shares held in dematerialized form	
									No of Voting Rights					Total as a % of (A+B+C)	No.	As a % of total Shares held	No.		As a % of total Shares held
									Class X	Class Y	Total								
									(II)	(III)	(IV)								
(1)	Indian																		
(a)	Individuals/Hindu undivided Family		3	1831360	0	0	1831360	0.55	1831360	0	1831360	0.55	0	0.55	0	0.00	0	0.00	1831360
	ATUL PUNJ (HUF)	AADHA4197H	1	820	0	0	820	0.00	820	0	820	0.00	0	0.00	0	0.00	0	0.00	820
	ATUL PUNJ	AAFPP1942D	1	1430540	0	0	1430540	0.43	1430540	0	1430540	0.43	0	0.43	0	0.00	0	0.00	1430540
	JYOTI PUNJ	ADEPP0943L	1	400000	0	0	400000	0.12	400000	0	400000	0.12	0	0.12	0	0.00	0	0.00	400000
(b)	Central Government/State Government(s)		0	0	0	0	0	0.00	0	0	0	0.00	0	0.00	0	0.00	0	0.00	0
(c)	Financial Institutions/Banks		0	0	0	0	0	0.00	0	0	0	0.00	0	0.00	0	0.00	0	0.00	0
(d)	Any Other		2	7700040	0	0	7700040	2.29	7700040	0	7700040	2.29	0	2.29	0	0.00	0	0.00	7700040
	PLE HYDRAULICS PRIVATE LIMITED	AAACP0030E	1	40	0	0	40	0.00	40	0	40	0.00	0	0.00	0	0.00	0	0.00	40
	SPECTRA PUNJ FINANCE PRIVATE LIMITED	AAACS3351H	1	7700000	0	0	7700000	2.29	7700000	0	7700000	2.29	0	2.29	0	0.00	0	0.00	7700000
	<b>Sub-Total (A){1}</b>		<b>5</b>	<b>9531400</b>	<b>0</b>	<b>0</b>	<b>9531400</b>	<b>2.84</b>	<b>9531400</b>	<b>0</b>	<b>9531400</b>	<b>2.84</b>	<b>0</b>	<b>2.84</b>	<b>0</b>	<b>0.00</b>	<b>0</b>	<b>0.00</b>	<b>9531400</b>
(2)	Foreign																		
(a)	Individuals (Non-Resident Individuals/Foreign Individuals)		1	814509	0	0	814509	0.24	814509	0	814509	0.24	0	0.24	0	0.00	0	0.00	814509
	SHIV PUNJ	AVIPP2692J	1	814509	0	0	814509	0.24	814509	0	814509	0.24	0	0.24	0	0.00	0	0.00	814509
(b)	Government		0	0	0	0	0	0.00	0	0	0	0.00	0	0.00	0	0.00	0	0.00	0
(c)	Institutions		0	0	0	0	0	0.00	0	0	0	0.00	0	0.00	0	0.00	0	0.00	0
(d)	Foreign Portfolio Investor		0	0	0	0	0	0.00	0	0	0	0.00	0	0.00	0	0.00	0	0.00	0
(e)	Any Other		1	15472475	0	0	15472475	4.61	15472475	0	15472475	4.61	0	4.61	0	0.00	0	0.00	15472475
	CAWDOR ENTERPRISES LIMITED	AACCC8363M	1	15472475	0	0	15472475	4.61	15472475	0	15472475	4.61	0	4.61	0	0.00	0	0.00	15472475
	<b>Sub-Total (A){2}</b>		<b>2</b>	<b>16286984</b>	<b>0</b>	<b>0</b>	<b>16286984</b>	<b>4.85</b>	<b>16286984</b>	<b>0</b>	<b>16286984</b>	<b>4.85</b>	<b>0</b>	<b>4.85</b>	<b>0</b>	<b>0.00</b>	<b>0</b>	<b>0.00</b>	<b>16286984</b>
	<b>Total Shareholding of Promoter and Promoter Group (A)=(A){1}+(A){2}</b>		<b>7</b>	<b>25818384</b>	<b>0</b>	<b>0</b>	<b>25818384</b>	<b>7.69</b>	<b>25818384</b>	<b>0</b>	<b>25818384</b>	<b>7.69</b>	<b>0</b>	<b>7.69</b>	<b>0</b>	<b>0.00</b>	<b>0</b>	<b>0.00</b>	<b>25818384</b>





Table III - Statement showing shareholding pattern of the Public shareholder

Category & Name of the Shareholders	PAN	Nos of Shareholder	No. of fully paid up equity shares held	Partly paid-up equity shares held	Nos. of Shares Underlying Depository Receipts	Total nos. Shares held (IV+V+VI)	Shareholding % calculated as per SCRR, 1957 As a % of (A+B+C2)	Number of Voting Rights held in each class of securities			No of Shares Underlying Outstanding convertible securities (Including Warrants)	Total Shareholding as a % assuming full conversion of convertible Securities (as a percentage of diluted share capital)	Number of Locked in Shares	Number of Shares pledged or otherwise encumbered		Number of equity shares held in dematerialized form	Sub-categorization of shares					
								No of Voting Rights						Total as a % of Total Voting rights	No. (a)		As a % of total Shares held (b)	No. (a)	As a % of total Shares held (b)	Shareholding (No. of shares) under		
								Class X	Class Y	Total										Sub-category (i)	Sub-category (ii)	Sub-category (iii)
(I)	(II)	(III)	(IV)	(V)	(VI)	(VII)	(VIII)	(IX)	(X)	(XI)	(XII)	(XIII)	(XIV)	(XV)	(XVI)	(XVII)	(XVIII)					
(1) Institutions (Domestic)																						
(a) Mutual Funds			0	0	0	0	0.00	0	0	0	0.00	0	0.00	NA	NA	0	0	0				
(b) Venture Capital Funds			0	0	0	0	0.00	0	0	0	0.00	0	0.00	NA	NA	0	0	0				
(c) Alternate Investment Funds			0	0	0	0	0.00	0	0	0	0.00	0	0.00	NA	NA	0	0	0				
(d) Banks			1342504	0	0	1342504	6.40	1342504	0	1342504	6.40	0	0.00	NA	NA	1342504	0	0				
(e) Insurance Companies			6358756	0	0	6358756	1.89	6358756	0	6358756	1.89	0	0.00	NA	NA	6358756	0	0				
LIFE INSURANCE CORPORATION OF INDIA	AAACJ6552H	1	5848756	0	0	5848756	1.74	5848756	0	5848756	1.74	0	0.00	NA	NA	5848756	0	0				
(f) Provident Funds/Pension Funds			0	0	0	0	0.00	0	0	0	0.00	0	0.00	NA	NA	0	0	0				
(g) Asset Reconstruction Companies			0	0	0	0	0.00	0	0	0	0.00	0	0.00	NA	NA	0	0	0				
(h) Sovereign Wealth Funds			0	0	0	0	0.00	0	0	0	0.00	0	0.00	NA	NA	0	0	0				
(i) RBI's registered with RBI			7549	0	0	7549	0.00	7549	0	7549	0.00	0	0.00	NA	NA	7549	0	0				
(j) Other Financial Institutions			0	0	0	0	0.00	0	0	0	0.00	0	0.00	NA	NA	0	0	0				
(k) Any Other			0	0	0	0	0.00	0	0	0	0.00	0	0.00	NA	NA	0	0	0				
<b>Sub Total (B)[1]</b>		<b>10</b>	<b>7708809</b>	<b>0</b>	<b>0</b>	<b>7708809</b>	<b>2.30</b>	<b>7708809</b>	<b>0</b>	<b>7708809</b>	<b>2.30</b>	<b>0</b>	<b>0.00</b>	<b>NA</b>	<b>NA</b>	<b>7708809</b>	<b>0</b>	<b>0</b>				
(2) Institutions (Foreign)																						
(a) Foreign Direct Investment																						
(b) Foreign Venture Capital Investors			0	0	0	0	0.00	0	0	0	0.00	0	0.00	NA	NA	0	0	0				
(c) Sovereign Wealth Funds			0	0	0	0	0.00	0	0	0	0.00	0	0.00	NA	NA	0	0	0				
(d) Foreign Portfolio Investors			773054	0	0	773054	0.23	773054	0	773054	0.23	0	0.00	NA	NA	773054	0	0				
(e) Foreign Portfolio Investors Category II			0	0	0	0	0.00	0	0	0	0.00	0	0.00	NA	NA	0	0	0				
(f) Overseas Depositories (holding DRs) (balancing figure)			0	0	0	0	0.00	0	0	0	0.00	0	0.00	NA	NA	0	0	0				
(g) Any Other (specify)			0	0	0	0	0.00	0	0	0	0.00	0	0.00	NA	NA	0	0	0				
<b>Sub Total (B)[2]</b>		<b>3</b>	<b>773054</b>	<b>0</b>	<b>0</b>	<b>773054</b>	<b>0.23</b>	<b>773054</b>	<b>0</b>	<b>773054</b>	<b>0.23</b>	<b>0</b>	<b>0.00</b>	<b>NA</b>	<b>NA</b>	<b>773054</b>	<b>0</b>	<b>0</b>				
(3) Central Government/State Government[s]																						
(a) Central Government / President of India			0	0	0	0	0.00	0	0	0	0.00	0	0.00	NA	NA	0	0	0				
(b) State Government / Governor			0	0	0	0	0.00	0	0	0	0.00	0	0.00	NA	NA	0	0	0				
(c) Shareholding by Companies or Bodies Corporate where Central / State Government is a promoter			600	0	0	600	0.00	600	0	600	0.00	0	0.00	NA	NA	600	0	0				
<b>Sub-Total (B)[3]</b>		<b>1</b>	<b>600</b>	<b>0</b>	<b>0</b>	<b>600</b>	<b>0.00</b>	<b>600</b>	<b>0</b>	<b>600</b>	<b>0.00</b>	<b>0</b>	<b>0.00</b>	<b>NA</b>	<b>NA</b>	<b>600</b>	<b>0</b>	<b>0</b>				
(4) Non-Institutions																						
(a) Associate companies / Subsidiaries			0	0	0	0	0.00	0	0	0	0.00	0	0.00	NA	NA	0	0	0				
(b) Directors and their relatives (excluding independent directors and nominee directors)			0	0	0	0	0.00	0	0	0	0.00	0	0.00	NA	NA	0	0	0				
(c) Key Managerial Personnel			0	0	0	0	0.00	0	0	0	0.00	0	0.00	NA	NA	0	0	0				
(d) Relatives of promoters (other than 'immediate relatives' of promoters disclosed under 'Promoter and Promoter Group' category)			0	0	0	0	0.00	0	0	0	0.00	0	0.00	NA	NA	0	0	0				



	Trusts where any person belonging to Promoter and Promoter Group category is trustee, beneficiary, or author of the trust																														
(f)	Investor Education and Protection Fund (IEPF)		2863868	0	0	2863868	0.65	2863868	0	2863868	0.65	0	0.65	0	0.00	NA	NA	2863868	0	0	0										
(g)	Resident individual holding nominal share capital up to Rs.2 lacs	236742	207177232	0	0	207177232	61.73	207177232	0	207177232	61.73	0	61.73	0	0.00	NA	NA	207166339	0	0	0										
(h)	Resident individual holding nominal share capital in excess of Rs. 2 Lacs	145	61499320	0	0	61499320	18.53	61499320	0	61499320	18.53	0	18.53	0	0.00	NA	NA	61499320	0	0	0										
	RAZAKRISHNA REEZY CHINTA	ABAFM5336N	5795100	0	0	5795100	1.73	5795100	0	5795100	1.73	0	1.73	0	0.00	NA	NA	5795100	0	0	0										
	UDAY PURI	AAZPP1506P	20814228	0	0	20814228	6.20	20814228	0	20814228	6.20	0	6.20	0	0.00	NA	NA	20814228	0	0	0										
	NON-RESIDENT INDIANS (NRIs)		7057582	0	0	7057582	2.10	7057582	0	7057582	2.10	0	2.10	0	0.00	NA	NA	7055536	0	0	0										
(i)	Foreign Nationals		0	0	0	0	0	0	0	0	0	0	0	0	0	0	0	0	0	0	0										
(k)	Foreign Companies		0	0	0	0	0	0	0	0	0	0	0	0	0	0	0	0	0	0	0										
(l)	Besides Corporate Name (Xyz)		0	0	0	0	0	0	0	0	0	0	0	0	0	0	0	0	0	0	0										
(m)	Any Other (specify)		0	0	0	0	0	0	0	0	0	0	0	0	0	0	0	0	0	0	0										
	HUF		11931407	0	0	11931407	3.56	11931407	0	11931407	3.56	0	3.56	0	0.00	NA	NA	11931407	0	0	0										
	TRUSTS		35767	0	0	35767	0.01	35767	0	35767	0.01	0	0.01	0	0.00	NA	NA	35767	0	0	0										
	CLEARING MEMBERS		152	0	0	152	0.00	152	0	152	0.00	0	0.00	0	0.00	NA	NA	152	0	0	0										
	<b>Sub Total (B)(4)</b>		<b>245587</b>	<b>301294858</b>	<b>0</b>	<b>301294858</b>	<b>89.78</b>	<b>301294858</b>	<b>0</b>	<b>301294858</b>	<b>89.78</b>	<b>0</b>	<b>89.78</b>	<b>0</b>	<b>0.00</b>	<b>NA</b>	<b>NA</b>	<b>301276165</b>	<b>0</b>	<b>0</b>	<b>0</b>										
	<b>Total Public Shareholding (B) = (B)(1)+(B)(2)+(B)(3)+(B)(4)</b>		<b>246001</b>	<b>30977361</b>	<b>0</b>	<b>30977361</b>	<b>92.31</b>	<b>30977361</b>	<b>0</b>	<b>30977361</b>	<b>92.31</b>	<b>0</b>	<b>92.31</b>	<b>0</b>	<b>0.00</b>	<b>NA</b>	<b>NA</b>	<b>309758622</b>	<b>0</b>	<b>0</b>	<b>0</b>										



*Amesh*

Table IV - Statement showing shareholding pattern of the Non Promoter - Non Public Shareholder

Category & Name of the Shareholder	PAN	Nos. of Shareholders	No of fully paid up equity shares held	Partly paid-up equity shares held	Nos. of Shares Underlying Depository Receipts	Total No Shares Held (IV+V+VI)	Shareholding % calculated as per SCRR, 1957 As a % of (A+B+C2)	Number of Voting Rights held in each class of securities			No of Shares Underlying Outstanding convertible securities (Including Warrants)	Total shareholding, as a % assuming full conversion of convertible securities (as a percentage of diluted share capital)	Number of Locked in Shares		Number of Shares pledged or otherwise encumbered		Number of equity shares held in dematerialized form	
								No of Voting Rights					No. (a)	As a % of total Shares held (b)	No. (a)	As a % of total Shares held (b)		
								Class X	Class Y	Total								
(1) Custodian/DR Holder		0	0	0	0	0	0.00	0	0	0	0.00	0	0.00	0	0.00	NA	NA	0
(2) Employee Benefit Trust / Employee Welfare Trust under SEBI (Share Based Employee Benefits and Sweat Equity) Regulations, 2021		0	0	0	0	0	0.00	0	0	0	0.00	0	0.00	0	0.00	NA	NA	0
Total Non-Promoter-Non Public Shareholding (C) = (C)(1)+(C)(2)		0	0	0	0	0	0.00	0	0	0	0.00	0	0.00	0	0.00			0

**Note:**

- (1) PAN would not be displayed on website of Stock Exchange(s).
- (2) The above format needs to be disclosed along with the names of the shareholders holding 1% or more than 1% of shares of the listed entity. Column no. (XIII) is not applicable in the above format.
- (3) W.r.t. the information pertaining to Depository Receipts, the same may be disclosed in the respective columns to the extent information available.



Details of the shareholders acting as persons in Concert including their Shareholding:

Name of Shareholder	Name of PAC	No of shares	Holding%
Total:			





Details of Shares which remain unclaimed may be given here along with details such as number of shareholders, outstanding shares held in demat/unclaimed suspense account

No of Shareholders	No of shares
0	0



Table V - Statement showing details of Significant Beneficial Owners (SBOs)

Sno	Details of the significant beneficial owner			Details of the registered owner			Particulars of the shares in which significant beneficial interest is held by the beneficial owner	Date of creation/acquisition of significant beneficial interest
	I			II			III	IV
Sr No	Name	PAN	Nationality	Name	PAN	Nationality	Number of Shares	Shareholding as a % of total no of shares (Calculated as per SCRR 1957) As a % of (A+B+C2)
1	NA	NA	NA	NA	NA	NA	NA	NA




Table VI - Statement showing foreign ownership limits

Particular	Approved Limit (%)	Limit utilized (%)
As on shareholding date	100	6.38
As on the end of previous 1st quarter	100	6.40
As on the end of previous 2nd quarter	100	6.42
As on the end of previous 3rd quarter	100	6.56
As on the end of previous 4th quarter	100	6.69

