

Punj Lloyd Ltd

Corporate Office I, 78 Institutional Area, Sector 32, Gurgaon 122 001, India

T +91 124 262 0123 F +91 124 262 0111

info@punjlloyd.com

www.punjlloyd.com



April 14, 2016

National Stock Exchange of India Limited

Exchange Plaza
Bandra Kurla Complex
Bandra (East)
Mumbai – 400051

BSE Limited

Department of Corporate Services
25th Floor
P J Towers
Dalal Street
Mumbai – 400001

Symbol: PUNJLLOYD

Scrip Code: 532693/PUNJLLOYD

Sub: Disclosure under Regulation 31 (1) (b) of the SEBI (Listing Obligations & Disclosure Requirements) Regulations, 2015

Dear Sir/Madam,


Pursuant to the provisions of captioned regulation, please find enclosed herewith shareholding pattern of the Company as on March 31, 2016.


You are kindly requested to take the same on record.

Thanking You,

Yours faithfully

For **PUNJ LLOYD LIMITED**

 **Dinesh Thairani**
Group President-Legal & Company Secretary



Encl: As above

Registered Office

Punj Lloyd House, 17-18 Nehru Place, New Delhi 110 019, India
CIN: L74899DL1988PLC033314

Format of Holding of Specified securities

1.	Name of Listed Entity:PUNJ LLOYD LTD		
2.	Scrip Code/Name of Scrip/Class of Security:532693,PUNJLLOYD,EQUITY SHARES		
3.	Share Holding Pattern Filed under: Reg.31(1)(b)		
	a. if under 31(1)(b) then indicate the report for quarter ending 31/03/2016		
	b. if under 31(1)(c) then indicate date of allotment/extinguishment		
4.	Declaration : The Listed entity is required to submit the following declaration to the extent of submission of information:		
	Particulars	YES*	NO*
a	Whether the Listed Entity has issued any partly paid up shares		NO*
b	Whether the Listed Entity has issued any Convertible Securities or Warrants?		NO*
c	Whether the Listed Entity has any shares against which depository receipts are issued?		NO*
d	Whether the Listed Entity has any shares in locked-in?		NO*
e	Whether any shares held by promoters are pledge or otherwise encumbered?#	YES*	
	*if the Listed Entity selectes the option 'NO' for the questions above, the columns for the partly paid up shares, Outstanding Convertible Securities/Warrants, depository receipts, locked-in shares, No of shares pledged or otherwise encumbered by promoters, as applicable, shall not be displayed at the time of dissemination on the Stock Exchange website. Also wherever there is 'No' declared by Listed entity in above table the values will be considered as 'Zero' by default on submission of the format of holding of specified securities.		
	# Such Shares are governed by the non disposal agreements entered into by the Promoters with the lenders of the Company.		
5	The tabular format for disclosure of holding of specified securities is as follows:		




Table I - Summary Statement holding of specified securities

Category	Category of Shareholder	No of Shareholders	No of fully paid up equity shares held	No of Partly paid-up equity shares held	No of Shares Underlying Depository Receipts	Total No of Shares Held (VII) = (IV)+(V)+(VI)	Shareholding as a % of total no of shares (As a % of (A+B+C2))	Number of Voting Rights held in each class of securities			No of Shares Underlying Outstanding convertible securities (Including Warrants)	Shareholding as a % assuming full conversion of convertible Securities (as a percentage of diluted share	Number of Locked in Shares		Number of Shares pledged or otherwise encumbered		Number of equity shares held in dematerialized form	
								No of Voting Rights		Total as a % of (A+B+C)			No.	As a % of total Shares held	No.	As a % of total Shares held		
								Class X	Class Y	Total								
(I)	(II)	(III)	(IV)	(V)	(VI)	(VII)	(VIII)	(IX)			(X)	(XI)	(XII)		(XIII)	(XIV)		
(A)	Promoter & Promoter Group	12	122510560	0	0	122510560	36.89	122510560	0	122510560	36.89	0	36.89	0	0.00	74667260	60.95	122510560
(B)	Public	354309	209585185	0	0	209585185	63.11	209585185	0	209585185	63.11	0	63.11	0	0.00	NA	NA	209560448
(C)	Non Promoter-Non Public																	
(C1)	Shares underlying DRs	0	0	0	0	0	NA	0	0	0	0.00	0	NA	0	0.00	NA	NA	0
(C2)	Shares held by Employees Trusts	0	0	0	0	0	0.00	0	0	0	0.00	0	0.00	0	0.00	NA	NA	0
	Total:	354321	332095745	0	0	332095745	100.00	332095745	0	332095745	100.00	0	100.00	0	0.00	74667260	60.95	332071008




Table II - Statement showing shareholding pattern of the Promoter and Promoter Group

Category	Category & Name of the Shareholder	PAN	No of Shareholders	No of fully paid up equity shares held	No of Partly paid-up equity shares held	No of Shares Underlying Depository Receipts	Total No of Shares Held [(V)+(V+VI)]	Shareholding as a % of total no of shares (calculated as per SCRR, 1957 (VIII) As a % of (A+B+C2)	Number of Voting Rights held in each class of securities			No of Shares Underlying Outstanding convertible securities (Including Warrants)	Shareholding as a % assuming full conversion of convertible Securities (as a percentage of diluted share capital) [(VII)+(X) As a % of (A+B+C2)]	Number of Locked in Shares		Number of Shares pledged or otherwise encumbered		Number of equity shares held in dematerialized form	
									No of Voting Rights					Total as a % of (A+B+C)	No.	As a % of total Shares held	No.		As a % of total Shares held
									Class X	Class Y	Total								
	(I)	(II)	(III)	(IV)	(V)	(VI)	(VII)	(VIII)	(IX)			(X)	(XI)	(XII)		(XIII)	(XIV)		
(1)	Indian																		
(a)	Individuals/Hindu undivided Family		8	23240245	0	0	23240245	7.00	23240245	0	23240245	7.00	0	7.00	0	0.00	0	0.00	23240245
	UDAY PUNJ	AAAHU0518H	1	671246	0	0	671246	0.20	671246	0	671246	0.20	0	0.20	0	0.00	0	0.00	671246
	UDAY PUNJ	AAAPP1309F	2	772146	0	0	772146	0.23	772146	0	772146	0.23	0	0.23	0	0.00	0	0.00	772146
	ATUL PUNJ	AADHA4197H	1	820	0	0	820	0.00	820	0	820	0.00	0	0.00	0	0.00	0	0.00	820
	INDU RANI PUNJ	AAJPP5711C	1	9997065	0	0	9997065	3.01	9997065	0	9997065	3.01	0	3.01	0	0.00	0	0.00	9997065
	SATYANARIAN PRAKASH PUNJ	ACMP1444R	1	10537281	0	0	10537281	3.17	10537281	0	10537281	3.17	0	3.17	0	0.00	0	0.00	10537281
	JYOTI PUNJ	ADEPP0943L	1	501725	0	0	501725	0.15	501725	0	501725	0.15	0	0.15	0	0.00	0	0.00	501725
	MANGALAM PUNJ	AJYPP1585G	1	759962	0	0	759962	0.23	759962	0	759962	0.23	0	0.23	0	0.00	0	0.00	759962
(b)	Central Government/State Government(s)		0	0	0	0	0	0.00	0	0	0	0.00	0	0.00	0	0.00	0	0.00	0
(c)	Financial Institutions/Banks		0	0	0	0	0	0.00	0	0	0	0.00	0	0.00	0	0.00	0	0.00	0
(d)	Any Other		2	22148345	0	0	22148345	6.67	22148345	0	22148345	6.67	0	6.67	0	0.00	14448305	65.23	22148345
	PLE HYDRAULICS PRIVATE LIMITED	AAACP0030E	1	40	0	0	40	0.00	40	0	40	0.00	0	0.00	0	0.00	0	0.00	40
	SPECTRA PUNJ FINANCE PRIVATE LIMITED	AAACS3351H	1	22148305	0	0	22148305	6.67	22148305	0	22148305	6.67	0	6.67	0	0.00	14448305	65.23	22148305
	Sub-Total (A)[1]		10	45388590	0	0	45388590	13.67	45388590	0	45388590	13.67	0	13.67	0	0.00	14448305	31.83	45388590
(2)	Foreign																		
(a)	Individuals (Non-Resident Individuals/Foreign Individuals)		1	1430540	0	0	1430540	0.43	1430540	0	1430540	0.43	0	0.43	0	0.00	0	0.00	1430540
	ATUL PUNJ	AAFPP1942D	1	1430540	0	0	1430540	0.43	1430540	0	1430540	0.43	0	0.43	0	0.00	0	0.00	1430540
(b)	Government		0	0	0	0	0	0.00	0	0	0	0.00	0	0.00	0	0.00	0	0.00	0
(c)	Institutions		0	0	0	0	0	0.00	0	0	0	0.00	0	0.00	0	0.00	0	0.00	0
(d)	Foreign Portfolio Investor		0	0	0	0	0	0.00	0	0	0	0.00	0	0.00	0	0.00	0	0.00	0
(e)	Any Other		1	75691430	0	0	75691430	22.79	75691430	0	75691430	22.79	0	22.79	0	0.00	60218955	0.00	75691430
	CAWDOR ENTERPRISES LIMITED	AACCC8363M	1	75691430	0	0	75691430	22.79	75691430	0	75691430	22.79	0	22.79	0	0.00	60218955	79.56	75691430
	Sub-Total (A)[2]		2	77121970	0	0	77121970	23.22	77121970	0	77121970	23.22	0	23.22	0	0.00	60218955	78.08	77121970
	Total Shareholding of Promoter and Promoter Group (A)=[A][1]+[A][2]		12	122510560	0	0	122510560	36.89	122510560	0	122510560	36.89	0	36.89	0	0.00	74667260	60.95	122510560




Table III - Statement showing shareholding pattern of the Public shareholder

Category	Category & Name of the Shareholder	PAN	No of Shareholders	No of fully paid up equity shares held	No of Partly paid-up equity shares held	No of Shares Underlying Depository Receipts	Total No of Shares Held (IV+V+VI)	Shareholding as a % of total no of shares (A+B+C2)	Number of Voting Rights held in each class of securities			No of Shares Underlying Outstanding convertible securities (including)	Shareholding as a % assuming full conversion of convertible Securities (as a percentage of)	Number of Locked in Shares		Number of Shares pledged or otherwise encumbered		Number of equity shares held in dematerialised form	
									No of Voting Rights					Total as a % of (A+B+C2)	No.	As a % of total shares held	No.		As a % of total shares held
									Class X	Class Y	Total								
	(I)	(II)	(III)	(IV)	(V)	(VI)	(VII)	(VIII)	(IX)			(X)	(XI)	(XII)		(XIII)	(XIV)		
(1)	Institutions																		
(a)	Mutual Funds		1	3061	0	0	3061	0.00	3061	0	3061	0.00	0	0.00	0	0.00	NA	NA	3061
(b)	Venture Capital Funds		0	0	0	0	0	0.00	0	0	0	0.00	0	0.00	0	0.00	NA	NA	0
(c)	Alternate Investment Funds		0	0	0	0	0	0.00	0	0	0	0.00	0	0.00	0	0.00	NA	NA	0
(d)	Foreign Venture Capital Investors		0	0	0	0	0	0.00	0	0	0	0.00	0	0.00	0	0.00	NA	NA	0
(e)	Foreign Portfolio Investors		32	10001435	0	0	10001435	3.01	10001435	0	10001435	3.01	0	3.01	0	0.00	NA	NA	10001435
(f)	Financial Institutions/Banks		30	22803219	0	0	22803219	6.87	22803219	0	22803219	6.87	0	6.87	0	0.00	NA	NA	22803219
	LIC OF INDIA PROFIT PLUS GROWTH FUND	AAACLO582H	11	18352701	0	0	18352701	5.53	18352701	0	18352701	5.53	0	5.53	0	0.00	NA	NA	18352701
(g)	Insurance Companies		0	0	0	0	0	0.00	0	0	0	0.00	0	0.00	0	0.00	NA	NA	0
(h)	Provident Funds/Pension Funds		0	0	0	0	0	0.00	0	0	0	0.00	0	0.00	0	0.00	NA	NA	0
(i)	Any Other																		
	FOREIGN NATIONALS		1	500	0	0	500	0.00	500	0	500	0.00	0	0.00	0	0.00	NA	NA	500
	Sub Total (B)(1)		64	32808215	0	0	32808215	9.88	32808215	0	32808215	9.88	0	9.88	0	0.00	NA	NA	32808215
(2)	Central Government/State Government(s)/President of India		0	0	0	0	0	0.00	0	0	0	0.00	0	0.00	0	0.00	NA	NA	0
	Sub Total (B)(2)		0	0	0	0	0	0.00	0	0	0	0.00	0	0.00	0	0.00	NA	NA	0
(3)	Non-Institutions																		
(a)	i. Individual shareholders holding nominal share capital up to Rs.2 lakhs		348021	134167364	0	0	134167364	40.40	134167364	0	134167364	40.40	0	40.40	0	0.00	NA	NA	134143762
	ii. Individual shareholders holding nominal share capital in excess of Rs. 2 Lakhs		33	8343763	0	0	8343763	2.51	8343763	0	8343763	2.51	0	2.51	0	0.00	NA	NA	8343763
(b)	NBFCs Registered with RBI		12	32588	0	0	32588	0.01	32588	0	32588	0.01	0	0.01	0	0.00	NA	NA	32588
(c)	Employee Trusts		0	0	0	0	0	0.00	0	0	0	0.00	0	0.00	0	0.00	NA	NA	0
	Overseas Depositories (Holding DRs)(Balancing figure)		0	0	0	0	0	0.00	0	0	0	0.00	0	0.00	0	0.00	NA	NA	0
(d)	Any Other																		
(e)	CLEARING MEMBERS		155	714985	0	0	714985	0.22	714985	0	714985	0.22	0	0.22	0	0.00	NA	NA	714985
	BODIES CORPORATES		2027	25803033	0	0	25803033	7.77	25803033	0	25803033	7.77	0	7.77	0	0.00	NA	NA	25802943
	NON RESIDENT INDIANS		3988	7682987	0	0	7682987	2.31	7682987	0	7682987	2.31	0	2.31	0	0.00	NA	NA	7681942
	TRUSTS		9	32250	0	0	32250	0.01	32250	0	32250	0.01	0	0.01	0	0.00	NA	NA	32250
	Sub Total (B)(3)		354245	176776970	0	0	176776970	53.23	176776970	0	176776970	53.23	0	53.23	0	0.00			176752233
	Total Public Shareholding (B) = (B)(1)+(B)(2)+(B)(3)		354309	209585185	0	0	209585185	63.11	209585185	0	209585185	63.11	0	63.11	0	0.00			209560448




Table IV - Statement showing shareholding pattern of the Non Promoter - Non Public Shareholder

Category	Category & Name of the Shareholder	PAN	No of Shareholders	No of fully paid up equity shares held	No of Partly paid-up equity shares held	No of Shares Underlying Depository Receipts	Total No of Shares Held (IV+V+VI)	Shareholding as a % of total no of shares (A+B+C2)	Number of Voting Rights held in each class of securities			No of Shares Underlying Outstanding convertible securities (Including	Shareholding as a % assuming full conversion of convertible Securities (as a percentage of	Number of Locked In Shares		Number of Shares pledged or otherwise encumbered		Number of equity shares held in dematerialized form	
									No of Voting Rights		Total as a % of (A+B+C)			No.	As a % of total Shares	No.	As a % of total Shares held		
									Class X	Class Y									Total
	(I)	(II)	(III)	(IV)	(V)	(VI)	(VII)	(VIII)	(IX)			(X)	(XI)	(XII)		(XIII)	(XIV)		
(1)	Custodian/DR Holder Employee Benefit Trust (under SEBI(Share based Employee Benefit) Regulations 2014)		0	0	0	0	0	0.00	0	0	0	0.00	0	0.00	0	0.00	NA	NA	0
(2)			0	0	0	0	0	0.00	0	0	0	0.00	0	0.00	0	0.00	NA	NA	0
	Total Non-Promoter-Non Public Shareholding (C) = (C)(1)+(C)(2)		0	0	0	0	0	0.00	0	0	0	0.00	0	0.00	0	0.00			0

