

Punj Lloyd Ltd

Corporate Office I, 78 Institutional Area, Sector 32, Gurugram 122 001, India

T +91 124 262 0123 F +91 124 262 0111

info@punjlloyd.com

www.punjlloyd.com



April 12, 2018

BSE Limited

Department of Corporate Services
25th Floor, P J Towers
Dalal Street
Mumbai – 400001

National Stock Exchange of India Limited

Exchange Plaza
Bandra Kurla Complex
Bandra (East)
Mumbai – 400051

Scrip Code: 532693/PUNJLLOYD

Symbol: PUNJLLOYD

Sub: Disclosure under Regulation 31 (1) (b) of the SEBI (Listing Obligations & Disclosure Requirements) Regulations, 2015

Dear Sir/Madam,

Pursuant to the provisions of captioned regulation, please find enclosed herewith shareholding pattern of the Company as on March 31, 2018.

You are requested to take the same on record.

Thanking You,

Yours faithfully

For PUNJ LLOYD LIMITED

A handwritten signature in black ink, appearing to read 'Dinesh Thairani'.

Dinesh Thairani
Group President-Legal & Company Secretary

Encl: As above

Registered Office

Punj Lloyd House, 17-18 Nehru Place, New Delhi 110 019, India
CIN: L74899DL1988PLC033314

Format of Holding of Specified securities		
1.	Name of Listed Entity:PUNJ LLOYD LTD	
2.	Scrip Code/Name of Scrip/Class of Security:532693,PUNJLLOYD,EQUITY SHARES	
3.	Share Holding Pattern Filed under: Reg. 31(1)(a)/Reg.31(1)(b)/Reg.31(1)(c)	
	a. if under 31(1)(b) then indicate the report for quarter ending 31/03/2018	
	b. if under 31(1)(c) then indicate date of allotment/extinguishment	
4.	Declaration : The Listed entity is required to submit the following declaration to the extent of submission of information:	YES*
	Particulars	NO*
a	Whether the Listed Entity has issued any partly paid up shares	NO*
b	Whether the Listed Entity has issued any Convertible Securities or Warrants?	NO*
c	Whether the Listed Entity has any shares against which depository receipts are issued?	NO*
d	Whether the Listed Entity has any shares in locked-in?	YES*
e	Whether any shares held by promoters are pledge or otherwise encumbered?#	
	*if the Listed Entity selects the option 'NO' for the questions above, the columns for the partly paid up shares, Outstanding Convertible Securities/Warrants, depository receipts, locked-in shares, No of shares pledged or otherwise encumbered by promoters, as applicable, shall not be displayed at the time of dissemination on the Stock Exchange website. Also wherever there is 'No' declared by Listed entity in above table the values will be considered as 'Zero' by default on submission of the format of holding of specified securities.	
	# Such shares are governed by Non disposal agreements entered into by Promoters with the Lenders of the Company.	
5	The tabular format for disclosure of holding of specified securities is as follows:	




Table I - Summary Statement holding of specified securities

Category	Category of Shareholder	No of Shareholders	No of fully paid up equity shares held	No of Partly paid-up equity shares held	No of Shares Underlying Depository Receipts	Total No of Shares Held (VII) = (IV)+(V)+(VI)	Shareholding as a % of total no of shares (As a % of (A+B+C2))	Number of Voting Rights held in each class of securities			No of Shares Underlying Outstanding convertible securities (Including Warrants)	Shareholding as a % assuming full conversion of convertible Securities (as a percentage of diluted share capital)	Number of Locked in Shares		Number of Shares pledged or otherwise encumbered		Number of equity shares held in dematerialized form	
								No of Voting Rights					Total as a % of (A+B+C)	No.	As a % of total Shares held	No.		As a % of total Shares held
								Class X	Class Y	Total								
(I)	(II)	(III)	(IV)	(V)	(VI)	(VII)	(VIII)	(IX)			(X)	(XI)	(XII)		(XIII)		(XIV)	
(A)	Promoter & Promoter Group	9	119458771	0	0	119458771	35.60	119458771	0	119458771	35.60	0	35.60	0	0.00	73004316	61.11	119458771
(B)	Public	296969	216136974	0	0	216136974	64.40	216136974	0	216136974	64.40	0	64.40	0	0.00	NA	NA	216112521
(C)	Non Promoter-Non Public																	
(C1)	Shares underlying DRs	0	0	0	0	0	NA	0	0	0	0.00	0	NA	0	0.00	NA	NA	0
(C2)	Shares held by Employees Trusts	0	0	0	0	0	0.00	0	0	0	0.00	0	0.00	0	0.00	NA	NA	0
	Total:	296978	335595745	0	0	335595745	100.00	335595745	0	335595745	100.00	0	100.00	0	0.00	73004316	21.75	335571292




Table II - Statement showing shareholding pattern of the Promoter and Promoter Group

Category	Category & Name of the Shareholder	PAN	No of Share holders	No of fully paid up equity shares held	No of Partly paid-up equity shares held	No of Shares Underlying Depository Receipts	Total No of Shares Held (IV+V+VI)	Shareholding as a % of total no of shares (calculated as per SCRR, 1957 (VIII) As a % of (A+B+C2)	Number of Voting Rights held in each class of securities			No of Shares Underlying Outstanding convertible securities (including Warrants)	Shareholding as a % assuming full conversion of convertible Securities (as a percentage of diluted share capital) (VII)+(X) As a % of (A+B+C2)	Number of Locked in Shares		Number of Shares pledged or otherwise encumbered		Number of equity shares held in dematerialized form	
									No of Voting Rights					Total as a % of (A+B+C)	No.	As a % of total Shares held	No.		As a % of total Shares held
									Class X	Class Y	Total								
(I)	(II)	(III)	(IV)	(V)	(VI)	(VII)	(VIII)	(IX)			(X)	(XI)	(XII)		(XIII)		(XIV)		
(1) Indian																			
(a) Individuals/Hindu undivided Family			5	21851400	0	0	21851400	6.51	21851400	0	21851400	6.51	0	6.51	0	0.00	0	0.00	21851400
ATUL PUNJ(HUF)	AADHA4197H	1	820	0	0	820	0.00	820	0	820	0.00	0	0.00	0	0.00	0	0.00	820	
INDU RANI PUNJ JTLY SATYANARAIN PRAKASH PUNJ	AAJPP5711C	1	9997065	0	0	9997065	2.98	9997065	0	9997065	2.98	0	2.98	0	0.00	0	0.00	9997065	
SATYANARIAN PRAKASH PUNJ JTLY INDU RANI PUNJ	ACMPP1444R	1	10537281	0	0	10537281	3.14	10537281	0	10537281	3.14	0	3.14	0	0.00	0	0.00	10537281	
JYOTI PUNJ	ADEPP0943L	1	501725	0	0	501725	0.15	501725	0	501725	0.15	0	0.15	0	0.00	0	0.00	501725	
Shiv Punj	AVIPP2692J	1	814509	0	0	814509	0.24	814509		814509	0.24	0	0.24	0	0.00	0	0.00	814509	
(b) Central Government/State Government(s)			0	0	0	0	0.00	0	0	0	0.00	0	0.00	0	0.00	0	0.00	0	
(c) Financial Institutions/Banks			0	0	0	0	0.00	0	0	0	0.00	0	0.00	0	0.00	12785361	62.41	20485401	
(d) Any Other			2	20485401	0	0	20485401	6.10	20485401	0	20485401	6.10	0	6.10	0	0.00	0	0.00	40
PLE HYDRAULICS PRIVATE LIMITED	AAACP0030E	1	40	0	0	40	0.00	40	0	40	0.00	0	0.00	0	0.00	0	0.00	40	
SPECTRA PUNJ FINANCE PRIVATE LIMITED	AAACS3351H	1	20485361	0	0	20485361	6.10	20485361	0	20485361	6.10	0	6.10	0	0.00	12785361	62.41	20485361	
Sub-Total (A)(1)			7	42336801	0	0	42336801	12.62	42336801	0	42336801	12.62	0	12.62	0	0.00	12785361	30.20	42336801
(2) Foreign																			
(a) Individuals (Non-Resident Individuals/Foreign Individuals			1	1430540	0	0	1430540	0.43	1430540	0	1430540	0.43	0	0.43	0	0.00	0	0.00	1430540
ATUL PUNJ	AAFPP1942D	1	1430540	0	0	1430540	0.43	1430540	0	1430540	0.43	0	0.43	0	0.00	0	0.00	1430540	
(b) Government			0	0	0	0	0.00	0	0	0	0.00	0	0.00	0	0.00	0	0.00	0	
(c) Institutions			0	0	0	0	0.00	0	0	0	0.00	0	0.00	0	0.00	0	0.00	0	
(d) Foreign Portfolio Investor			0	0	0	0	0.00	0	0	0	0.00	0	0.00	0	0.00	0	0.00	0	
(e) Any Other			1	75691430	0	0	75691430	22.55	75691430	0	75691430	22.55	0	22.55	0	0.00	60218955	79.56	75691430
CAWDOR ENTERPRISES LIMITED	AACCC8363M	1	75691430	0	0	75691430	22.55	75691430	0	75691430	22.55	0	22.55	0	0.00	60218955	79.56	75691430	
Sub-Total (A)(2)			2	77121970	0	0	77121970	22.98	77121970	0	77121970	22.98	0	22.98	0	0.00	60218955	78.08	77121970
Total Shareholding of Promoter and Promoter Group (A)=(A)(1)+(A)(2)			9	119458771	0	0	119458771	35.60	119458771	0	119458771	35.60	0	35.60	0	0.00	73004316	61.11	119458771

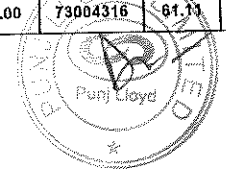



Table III - Statement showing shareholding pattern of the Public shareholder

Category	Category & Name of the Shareholder	PAN	No of Shareholders	No of fully paid up equity shares held	No of Partly paid up equity shares held	No of Shares Underlying Depository Receipts	Total No of Shares Held (IV+V+VI)	Shareholding as a % of total no of shares (A+B+C2)	Number of Voting Rights held in each class of securities			No of Shares Underlying Outstanding convertible securities (Including Warrants)	Shareholding as a % assuming full conversion of convertible Securities (as a percentage of diluted share capital)	Number of Locked In Shares		Number of Shares pledged or otherwise encumbered		Number of equity shares held in dematerialized form	
									No of Voting Rights					Total as a % of (A+B+C)	No.	As a % of total Shares held	No.		As a % of total Shares held
									Class X	Class Y	Total								
									(IX)										
(I)	(II)	(III)	(IV)	(V)	(VI)	(VII)	(VIII)	(IX)			(X)	(XI)	(XII)		(XIII)		(XIV)		
(1)	Institutions		0	0	0	0	0.00	0	0	0	0.00	0	0.00	0	0.00	NA	NA	0	
(a)	Mutual Funds		0	0	0	0	0.00	0	0	0	0.00	0	0.00	0	0.00	NA	NA	0	
(b)	Venture Capital Funds		0	0	0	0	0.00	0	0	0	0.00	0	0.00	0	0.00	NA	NA	0	
(c)	Alternate Investment Funds		0	0	0	0	0.00	0	0	0	0.00	0	0.00	0	0.00	NA	NA	0	
(d)	Foreign Venture Capital Investors		0	0	0	0	0.00	0	0	0	0.00	0	0.00	0	0.00	NA	NA	47625	
(e)	Foreign Portfolio Investors		4	47625	0	0	47625	0.01	47625	0	47625	0.01	0	0.00	NA	NA	47625		
(f)	Financial institutions/Banks		17	23032569	0	0	23032569	6.86	23032569	0	23032569	6.86	0	0.00	NA	NA	23032569		
	LIC OF INDIA PROFIT PLUS GROWTH FUND	AAACL0582H	1	18352701	0	0	18352701	5.47	18352701	0	18352701	5.47	0	0.00	NA	NA	18352701		
(g)	Insurance Companies		0	0	0	0	0.00	0	0	0	0.00	0	0.00	0	0.00	NA	NA	0	
(h)	Provident Funds/Pension Funds		0	0	0	0	0.00	0	0	0	0.00	0	0.00	0	0.00	NA	NA	0	
(i)	Any Other						0.00				0.00		0.00						
	Sub Total (B)(1)		21	23080194	0	0	23080194	6.88	23080194	0	23080194	6.88	0	0.00	NA	NA	23080194		
(2)	Central Government/State Government(s)/President of India		0	0	0	0	0.00	0	0	0	0.00	0	0.00	0	0.00	NA	NA	0	
	Sub Total (B)(2)		0	0	0	0	0.00	0	0	0	0.00	0	0.00	0	0.00	NA	NA	0	
(3)	Non-Institutions												0.00						
(a)	i. Individual shareholders holding nominal share capital up to Rs.2 lakhs		291933	146505434	0	0	146505434	43.66	146505434	0	146505434	43.66	0	0.00	NA	NA	146482356		
	ii. Individual shareholders holding nominal share capital in excess of Rs. 2 Lakhs		45	14037401	0	0	14037401	4.18	14037401	0	14037401	4.18	0	0.00	NA	NA	14037401		
(b)	NBFCs Registered with RBI		13	219785	0	0	219785	0.07	219785	0	219785	0.07	0	0.00	NA	NA	219785		
(c)	Employee Trusts		0	0	0	0	0.00	0	0	0	0.00	0	0.00	0	0.00	NA	NA	0	
(d)	Overseas Depositories (Holding DRs)(Balancing figure)		0	0	0	0	0.00	0	0	0	0.00	0	0.00	0	0.00	NA	NA	0	
(e)	Any Other										0.00		0.00						
	CLEARING MEMBERS		165	1278601	0	0	1278601	0.38	1278601	0	1278601	0.38	0	0.00	NA	NA	1278601		
	BODIES CORPORATES		1356	24230442	0	0	24230442	7.22	24230442	0	24230442	7.22	0	0.00	NA	NA	24230112		
	NON RESIDENT INDIANS		2445	5158073	0	0	5158073	1.54	5158073	0	5158073	1.54	0	0.00	NA	NA	5157028		
	NON RESIDENT INDIANS NON REPATRIABLE		980	1244955	0	0	1244955	0.37	1244955	0	1244955	0.37	0	0.00	NA	NA	1244955		
	TRUSTS		10	48750	0	0	48750	0.01	48750	0	48750	0.01	0	0.00	NA	NA	48750		
	IEPF		1	333339	0	0	333339	0.10	333339	0	333339	0.10	0	0.00	NA	NA	333339		
	Sub Total (B)(3)		298948	193056780	0	0	193056780	57.53	193056780	0	193056780	57.53	0	0.00	NA	NA	193032327		
	Total Public Shareholding (B) = (B)(1)+(B)(2)+(B)(3)		296969	216136974	0	0	216136974	64.40	216136974	0	216136974	64.40	0	0.00	NA	NA	216112521		


Table IV - Statement showing shareholding pattern of the Non Promoter - Non Public Shareholder

Category	Category & Name of the Shareholder	PAN	No of Shareholders	No of fully paid up equity shares held	No of Partly paid-up equity shares held	No of Shares Underlying Depository Receipts	Total No of Shares Held (IV+V+VI)	Shareholding as a % of total no of shares (A+B+C2)	Number of Voting Rights held in each class of securities				No of Shares Underlying Outstanding convertible securities (Including Warrants)	Shareholding as a % assuming full conversion of convertible Securities (as a percentage of diluted share capital)	Number of Locked in Shares		Number of Shares pledged or otherwise encumbered		Number of equity shares held in dematerialized form
									No of Voting Rights			Total as a % of (A+B+C)			No.	As a % of total Shares held	No.	As a % of total Shares held	
									Class X	Class Y	Total								
(I)	(II)	(III)	(IV)	(V)	(VI)	(VII)	(VIII)	(IX)				(X)	(XI)	(XII)		(XIII)		(XIV)	
(1)	Custodian/DR Holder		0	0	0	0	0	0.00	0	0	0	0.00	0	0.00	0	0.00	NA	NA	0
(2)	Employee Benefit Trust (under SEBI(Share based Employee Benefit) Regulations 2014)		0	0	0	0	0	0.00	0	0	0	0.00	0	0.00	0	0.00	NA	NA	0
	Total Non-Promoter-Non Public Shareholding (C) = (C)(1)+(C)(2)		0	0	0	0	0	0.00	0	0	0	0.00	0	0.00	0	0.00			0



Details of the shareholders acting as persons in Concert including their Shareholding:

Name of Shareholder	Name of PAC	No of shares	Holding%
		0	0
Total:			



Details of Shares which remain unclaimed may be given here along with details such as number of shareholders, outstanding shares held in demat/unclaimed suspense account

No of Shareholders	No of shares
0	0

