

Punj Lloyd Ltd

Corporate Office I, 78 Institutional Area, Sector 32, Gurugram 122 001, India

T +91 124 262 0123 F +91 124 262 0111

info@punjlloyd.com

www.punjlloyd.com



July 13, 2018

BSE Limited
Department of Corporate Services
25th Floor, P J Towers
Dalal Street
Mumbai – 400001

National Stock Exchange of India Limited
Exchange Plaza
Bandra Kurla Complex
Bandra (East)
Mumbai – 400051

Scrip Code: 532693/PUNJLLOYD

Symbol: PUNJLLOYD

Sub: Disclosure under Regulation 31 (1) (b) of the SEBI (Listing Obligations & Disclosure Requirements) Regulations, 2015

Dear Sir/Madam,

Pursuant to the provisions of captioned regulation, please find enclosed herewith shareholding pattern of the Company as on June 30, 2018.

You are requested to take the same on record.

Thanking You,

Yours faithfully

For PUNJ LLOYD LIMITED

A handwritten signature in black ink, appearing to read "Dinesh Thairani".

Dinesh Thairani
Group President-Legal & Company Secretary

Encl: As above

Registered Office

Punj Lloyd House, 17-18 Nehru Place, New Delhi 110 019, India

CIN: L74899DL1988PLC033314

Format of Holding of Specified securities

1.	Name of Listed Entity: PUNJ LLOYD LTD		
2.	Scrip Code/Name of Scrip/Class of Security: 532693, PUNJLLOYD, EQUITY SHARES		
3.	Share Holding Pattern Filed under: Reg. 31(1)(a)/Reg.31(1)(b)/Reg.31(1)(e)		
	a. if under 31(1)(b) then indicate the report for quarter ending 30/06/2018		
	b. if under 31(1)(c) then indicate date of allotment/extinguishment		
4.	Declaration : The Listed entity is required to submit the following declaration to the extent of submission of information:		
	Particulars	YES*	NO*
a	Whether the Listed Entity has issued any partly paid up shares		NO*
b	Whether the Listed Entity has issued any Convertible Securities or Warrants?		NO*
c	Whether the Listed Entity has any shares against which depository receipts are issued?		NO*
d	Whether the Listed Entity has any shares in locked-in?.@	YES*	
e	Whether any shares held by promoters are pledge or otherwise encumbered?#	YES*	
	*if the Listed Entity selects the option 'NO' for the questions above, the columns for the partly paid up shares, Outstanding Convertible Securities/Warrants, depository receipts, locked-in shares, No of shares pledged or otherwise encumbered by promoters, as applicable, shall not be displayed at the time of dissemination on the Stock Exchange website. Also wherever there is 'No' declared by Listed entity in above table the values will be considered as 'Zero' by default on submission of the format of holding of specified securities.		
	# Such shares are governed by Non disposal agreements entered into by Promoters with the Lenders of the Company.		
	@ In view of the proposed Preferential issue of equity shares to Mr. Atul Punj, Promoter, and in terms of the regulation 78(6) SEBI (Issue of Capital and Disclosure Requirements) Regulations, 2009, the pre-preferential issue shareholding of Mr. Atul Punj are locked in from the relevant date i.e. June 29, 2018 upto six months from the date of trading approval of the new shares to be issued. However actual lock in of the shares was initiated by NSDL on July 03, 2018 and the company hereby confirms that Mr. Atul Punj has not sold any shares held by him during the period from June 29, 2018 upto July 03, 2018.		
5	The tabular format for disclosure of holding of specified securities is as follows:		




Table I - Summary Statement holding of specified securities

Category	Category of Shareholder	No of Shareholders	No of fully paid up equity shares held	No of Partly paid-up equity shares held	No of Shares Underlying Depository Receipts	Total No of Shares Held (VII) = (IV)+(V)+(VI)	Shareholding as a % of total no of shares (As a % of (A+B+C2))	Number of Voting Rights held in each class of securities			No of Shares Underlying Outstanding convertible securities (Including Warrants)	Shareholding as a % assuming full conversion of convertible Securities (as a percentage of diluted share capital)	Number of Locked in Shares		Number of Shares pledged or otherwise encumbered		Number of equity shares held in dematerialized form	
								No of Voting Rights					Total as a % of (A+B+C)	No.	As a % of total Shares held	No.		As a % of total Shares held
								Class X	Class Y	Total								
(I)	(II)	(III)	(IV)	(V)	(VI)	(VII)	(VIII)	(IX)			(X)	(XI)	(XII)		(XIII)		(XIV)	
(A)	Promoter & Promoter Group	9	119458771	0	0	119458771	35.60	119458771	0	119458771	35.60	0	35.60	1430540	1.20	73004316	61.11	119458771
(B)	Public	294788	216136974	0	0	216136974	64.40	216136974	0	216136974	64.40	0	64.40	0	0.00	NA	NA	216113070
(C)	Non Promoter-Non Public																	
(C1)	Shares underlying DRs	0	0	0	0	0	NA	0	0	0	0.00	0	NA	0	0.00	NA	NA	0
(C2)	Shares held by Employees Trusts	0	0	0	0	0	0.00	0	0	0	0.00	0	0.00	0	0.00	NA	NA	0
	Total:	294797	335595745	0	0	335595745	100.00	335595745	0	335595745	100.00	0	100.00	1430540	0.43	73004316	21.75	335571841




Table II - Statement showing shareholding pattern of the Promoter and Promoter Group

Category	Category & Name of the Shareholder	PAN	No of Shareholders	No of fully paid up equity shares held	No of Partly paid-up equity shares held	No of Shares Underlying Depository Receipts	Total No of Shares Held (IV+V+VI)	Shareholding as a % of total no of shares (calculated as per SCRR, 1957 (VIII) As a % of (A+B+C2)	Number of Voting Rights held in each class of securities			No of Shares Underlying Outstanding convertible securities (including Warrants)	Shareholding as a % assuming full conversion of convertible Securities (as a percentage of diluted share capital) (VII)+(X) As a % of (A+B+C2)	Number of Locked in Shares		Number of Shares pledged or otherwise encumbered		Number of equity shares held in dematerialized form	
									No of Voting Rights					Total as a % of (A+B+C)	No.	As a % of total Shares held	No.		As a % of total Shares held
									Class X	Class Y	Total								
									(I)	(II)	(III)			(IV)	(V)	(VI)	(VII)		(VIII)
(1)	Indian		8	23281940	0	0	23281940	6.94	23281940	0	23281940	6.94	0	6.94	0	0.00	0	0.00	23281940
(a)	Individuals/Hindu undivided Family		8	23281940	0	0	23281940	6.94	23281940	0	23281940	6.94	0	6.94	0	0.00	0	0.00	23281940
	ATUL PUNJ	AAFPP1942D	1	1430540	0	0	1430540	0.43	1430540	0	1430540	0.43	0	0.43	1430540	100.00	0	0.00	1430540
	ATUL PUNJ(HUF)	AADHA4197H	1	820	0	0	820	0.00	820	0	820	0.00	0	0.00	0	0.00	0	0.00	820
	INDU RANI PUNJ JTLY SATYANARAIN PRAKASH PUNJ	AAJPP5711C	1	9997065	0	0	9997065	2.98	9997065	0	9997065	2.98	0	2.98	0	0.00	0	0.00	9997065
	SATYANARIAN PRAKASH PUNJ JTLY INDU RANI PUNJ	ACMPP1444R	1	10537281	0	0	10537281	3.14	10537281	0	10537281	3.14	0	3.14	0	0.00	0	0.00	10537281
	JYOTI PUNJ	ADEPP0943L	1	501725	0	0	501725	0.15	501725	0	501725	0.15	0	0.15	0	0.00	0	0.00	501725
	Shiv Punj	AVIPP2692J	1	814509	0	0	814509	0.24	814509	0	814509	0.24	0	0.24	0	0.00	0	0.00	814509
(b)	Central Government/State Government(s)		0	0	0	0	0	0.00	0	0	0	0.00	0	0.00	0	0.00	0	0.00	0
(c)	Financial Institutions/Banks		0	0	0	0	0	0.00	0	0	0	0.00	0	0.00	0	0.00	0	0.00	0
(d)	Any Other		2	20485401	0	0	20485401	6.10	20485401	0	20485401	6.10	0	6.10	0	0.00	12785361	62.41	20485401
	PLE HYDRAULICS PRIVATE LIMITED	AAACP0030E	1	40	0	0	40	0.00	40	0	40	0.00	0	0.00	0	0.00	0	0.00	40
	SPECTRA PUNJ FINANCE PRIVATE LIMITED	AAACS3351H	1	20485361	0	0	20485361	6.10	20485361	0	20485361	6.10	0	6.10	0	0.00	12785361	62.41	20485361
	Sub-Total (A)(1)		8	43767341	0	0	43767341	13.04	43767341	0	43767341	13.04	0	13.04	1430540	3.27	12785361	29.21	43767341
(2)	Foreign																		
(a)	Individuals (Non-Resident Individuals/Foreign Individuals)		0	0	0	0	0	0.00	0	0	0	0.00	0	0.00	0	0.00	0	0.00	0
(b)	Government		0	0	0	0	0	0.00	0	0	0	0.00	0	0.00	0	0.00	0	0.00	0
(c)	Institutions		0	0	0	0	0	0.00	0	0	0	0.00	0	0.00	0	0.00	0	0.00	0
(d)	Foreign Portfolio Investor		0	0	0	0	0	0.00	0	0	0	0.00	0	0.00	0	0.00	0	0.00	0
(e)	Any Other		1	75691430	0	0	75691430	22.55	75691430	0	75691430	22.55	0	22.55	0	0.00	60218955	79.56	75691430
	CAWDOR ENTERPRISES LIMITED	AACCC8363M	1	75691430	0	0	75691430	22.55	75691430	0	75691430	22.55	0	22.55	0	0.00	60218955	79.56	75691430
	Sub-Total (A)(2)		1	75691430	0	0	75691430	22.55	75691430	0	75691430	22.55	0	22.55	0	0.00	60218955	79.56	75691430
	Total Shareholding of Promoter and Promoter Group (A)=(A)(1)+(A)(2)		9	119458771	0	0	119458771	35.60	119458771	0	119458771	35.60	0	35.60	1430540	0.00	13004316	61.11	119458771



Table III - Statement showing shareholding pattern of the Public shareholder

Category	Category & Name of the Shareholder	PAN	No of Shareholders	No of fully paid up equity shares held	No of Partly paid up equity shares held	No of Shares Underlying Depository Receipts	Total No of Shares Held (IV+V+VI)	Shareholding as a % of total no of shares (A+B+C2)	Number of Voting Rights held in each class of securities			No of Shares Underlying Outstanding convertible securities (including Warrants)	Shareholding as a % assuming full conversion of convertible Securities (as a percentage of diluted share capital)	Number of Locked In Shares		Number of Shares pledged or otherwise encumbered		Number of equity shares held in dematerialized form	
									No of Voting Rights					Total as a % of (A+B+C)	No.	As a % of total Shares held	No.		As a % of total Shares held
									Class X	Class Y	Total								
(I)	(II)	(III)	(IV)	(V)	(VI)	(VII)	(VIII)	(IX)			(X)	(XI)	(XII)		(XIII)	(XIV)			
(1)	Institutions		0	0	0	0	0.00	0	0	0	0.00	0	0.00	0	0.00	NA	NA	0	
(a)	Mutual Funds		0	0	0	0	0.00	0	0	0	0.00	0	0.00	0	0.00	NA	NA	0	
(b)	Venture Capital Funds		0	0	0	0	0.00	0	0	0	0.00	0	0.00	0	0.00	NA	NA	0	
(c)	Alternate Investment Funds		0	0	0	0	0.00	0	0	0	0.00	0	0.00	0	0.00	NA	NA	0	
(d)	Foreign Venture Capital Investors		0	0	0	0	0.00	0	0	0	0.00	0	0.00	0	0.00	NA	NA	0	
(e)	Foreign Portfolio Investors		3	21336	0	0	21336	0.01	21336	0	21336	0.01	0	0.00	NA	NA	21336		
(f)	Financial Institutions/Banks		18	22925764	0	0	22925764	6.83	22925764	0	22925764	6.83	0	0.00	NA	NA	22925764		
	LIC OF INDIA PROFIT PLUS GROWTH FUND	AAACLO582H	1	18352701	0	0	18352701	5.47	18352701	0	18352701	5.47	0	0.00	NA	NA	18352701		
(g)	Insurance Companies		0	0	0	0	0.00	0	0	0	0.00	0	0.00	0	0.00	NA	NA	0	
(h)	Provident Funds/Pension Funds		0	0	0	0	0.00	0	0	0	0.00	0	0.00	0	0.00	NA	NA	0	
(i)	Any Other		0	0	0	0	0.00	0	0	0	0.00	0	0.00	0	0.00	NA	NA	0	
	Sub Total (B)(1)		19	22947100	0	0	22947100	6.84	22947100	0	22947100	6.84	0	0.00	NA	NA	22947100		
(2)	Central Government/State Government(s)/President of India		0	0	0	0	0.00	0	0	0	0.00	0	0.00	0	0.00	NA	NA	0	
	Sub Total (B)(2)		0	0	0	0	0.00	0	0	0	0.00	0	0.00	0	0.00	NA	NA	0	
(3)	Non-Institutions																		
(a)	I. Individual shareholders holding nominal share capital up to Rs.2 lakhs		289807	148509776	0	0	148509776	44.25	148509776	0	148509776	44.25	0	0.00	NA	NA	148487247		
	II. Individual shareholders holding nominal share capital in excess of Rs. 2 Lakhs		45	12896777	0	0	12896777	3.84	12896777	0	12896777	3.84	0	0.00	NA	NA	12896777		
(b)	NBFCs Registered with RBI		15	191211	0	0	191211	0.06	191211	0	191211	0.06	0	0.00	NA	NA	191211		
(c)	Employee Trusts		0	0	0	0	0.00	0	0	0	0.00	0	0.00	0	0.00	NA	NA	0	
(d)	Overseas Depositories (Holding DRs)(Balancing figure)		0	0	0	0	0.00	0	0	0	0.00	0	0.00	0	0.00	NA	NA	0	
(e)	Any Other		0	0	0	0	0.00	0	0	0	0.00	0	0.00	0	0.00	NA	NA	0	
	CLEARING MEMBERS		140	744247	0	0	744247	0.22	744247	0	744247	0.22	0	0.00	NA	NA	744247		
	BODIES CORPORATES		1345	24027309	0	0	24027309	7.16	24027309	0	24027309	7.16	0	0.00	NA	NA	24026979		
	NON RESIDENT INDIANS		2396	5152126	0	0	5152126	1.54	5152126	0	5152126	1.54	0	0.00	NA	NA	5151081		
	NON RESIDENT INDIANS NON REPATRIABLE		1010	1286339	0	0	1286339	0.38	1286339	0	1286339	0.38	0	0.00	NA	NA	1286339		
	TRUSTS		10	48750	0	0	48750	0.01	48750	0	48750	0.01	0	0.00	NA	NA	48750		
	IEPF		1	333339	0	0	333339	0.10	333339	0	333339	0.10	0	0.00	NA	NA	333339		
	Sub Total (B)(3)		294769	193189874	0	0	193189874	57.57	193189874	0	193189874	57.57	0	0.00	NA	NA	193165970		
	Total Public Shareholding (B) = (B)(1)+(B)(2)+(B)(3)		294768	216136974	0	0	216136974	64.40	216136974	0	216136974	64.40	0	0.00	NA	NA	216113070		






Table IV - Statement showing shareholding pattern of the Non Promoter - Non Public Shareholder

Category	Category & Name of the Shareholder	PAN	No of Shareholders	No of fully paid up equity shares held	No of Partly paid-up equity shares held	No of Shares Underlying Depository Receipts	Total No of Shares Held (V+V+VI)	Shareholding as a % of total no of shares (A+B+C2)	Number of Voting Rights held in each class of securities			No of Shares Underlying Outstanding convertible securities (Including Warrants)	Shareholding as a % assuming full conversion of convertible Securities (as a percentage of diluted share capital)	Number of Locked in Shares		Number of Shares pledged or otherwise encumbered		Number of equity shares held in dematerialized form	
									No of Voting Rights		Total as a % of (A+B+C)			No.	As a % of total Shares held	No.	As a % of total Shares held		
									Class X	Class Y									Total
(I)	(II)	(III)	(IV)	(V)	(VI)	(VII)	(VIII)	(IX)			(X)	(XI)	(XII)		(XIII)		(XIV)		
(1)	Custodian/DR Holder		0	0	0	0	0	0.00	0	0	0	0.00	0	0.00	0	0.00	NA	NA	0
(2)	Employee Benefit Trust (under SEBI(Share based Employee Benefit) Regulations 2014)		0	0	0	0	0	0.00	0	0	0	0.00	0	0.00	0	0.00	NA	NA	0
	Total Non-Promoter-Non Public Shareholding (C) = (C)(1)+(C)(2)		0	0	0	0	0	0.00	0	0	0	0.00	0	0.00	0	0.00			0



Details of the shareholders acting as persons in Concert including their Shareholding:

Name of Shareholder	Name of PAC	No of shares	Holding%
Total:		0	0



Details of Shares which remain unclaimed may be given hear along with details such as number of shareholders, outstanding shares held in demat/unclaimed suspense account

No of Shareholders	No of,shares
0	0

