



Investor Communication

Performance overview – Q2 & H1 FY16

November 9, 2015

Disclaimer

This presentation is for information purpose only and does not constitute an offer, solicitation or advertisement with respect to the purchase or sale of any security of Punj Lloyd (the “Company”) and no part of it shall form the basis of or be relied upon in connection with any contract or commitment whatsoever.

This presentation is not a complete description of the Company. Certain statements in the presentation and, if applicable, the subsequent question and answer session and discussions concerning the Company’s future growth prospects contain words or phrases that are forward looking statements. All forward looking statements are subject to risks, uncertainties and assumptions that could cause actual results to differ materially from those contemplated by the relevant forward looking statement. Any opinion, estimate or projection herein constitutes a judgment as of the date of this presentation, and there can be no assurance that future results or events will be consistent with any such opinion, estimate or projection. The information in this presentation is subject to change without notice, its accuracy is not guaranteed, it may be incomplete or condensed and it may not contain all material information concerning the Company. We do not have any obligation to, and do not intend to, update or otherwise revise any statements reflecting circumstances arising after the date of this presentation or to reflect the occurrence of underlying events, even if the underlying assumptions do not come to fruition.

All information contained in this presentation has been prepared solely by the Company. No information contained herein has been independently verified by anyone else. No representation or warranty (express or implied) of any nature is made nor is any responsibility or liability of any kind accepted with respect to the truthfulness, completeness or accuracy of any information, projection, representation or warranty (expressed or implied) or omissions in this presentation. Neither the Company nor anyone else accepts any liability whatsoever for any loss, howsoever, arising from any use or reliance on this presentation or its contents or otherwise arising in connection therewith. This presentation may not be used, reproduced, copied, distributed, shared, or disseminated in any other manner.

Punj Lloyd – The Group

Punj Lloyd Limited (A Diversified Global EPC Conglomerate)

• Energy

- Oil & Gas – Offshore Platform, Onshore Field Development, Pipelines, Tankage and Terminals, Process Plants,
- Power : Thermal, Nuclear
- Renewables : Non-conventional Power, Bio Fuels, Green Buildings & Infrastructure and Water

• Infrastructure

- Transport : Subways & Metro Systems, Airports, Highways & Expressways, Tunnels & Caverns, Seaports & Terminals, Bridges, Flyovers & Interchanges
- Utilities : Reservoirs & Treatment Plants
- Building : Hospitality & Leisure, Commercial, Industrial, Institutional, Residential Complexes, Healthcare & Townships & Industrial Parks

• Defence

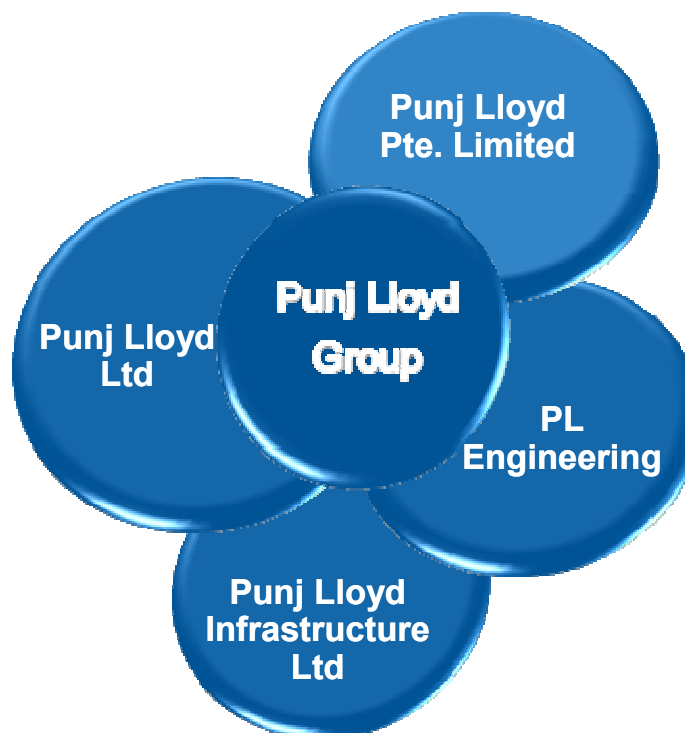
- Land Systems, Aviation and Defence Electronics

• Onshore Drilling

• Polymers, Petrochemicals & Chemicals

Punj Lloyd Pte Limited (One of the leading South East Asian Co.)

- Primarily a holding and investment Company
- Operates in South East Asia in buildings, transportation, civil construction for various utilities, oil and gas pipelines, refineries and tankage
- Major subsidiaries (contributing around 85% to total net sales)
- Sembawang Engineers & Constructors Pte Ltd
- Punj Lloyd Oil & Gas Sdn Bhd
- PT. Punj Lloyd Indonesia



Punj Lloyd Infrastructure Ltd (Project Development Company)

- Transportation, Energy & Urban Infrastructure
- Focused on Public Private Partnership

PL Engineering Limited (An Engineering Services Co.)

- Oil & Gas
- Petrochemicals, Chemicals & Fertilizers
- Power : Nuclear & Thermal
- Automotive & Aerospace

Business Structure & Solutions

Oil & Gas	Onshore & Offshore Pipelines, Onshore & Offshore field Development, Gas Processing, Tankage and Terminals
Process	Refineries, Polymers & Petrochemicals, Chemicals
Power	Thermal, Nuclear
Utilities	Water & Sewage Treatment Facilities, Reservoirs, Centralized Utilized
Infrastructure	Subway & Metro Systems, Airports, Highways & Expressways, Bridges, Flyovers & Interchanges, Tunnels & Caverns, Seaports & Terminals
Buildings	Hospitality & Leisure, Commercial, Industrial, Institutional & Residential Complexes, Healthcare, Townships & Industrial Parks
Asset Management	Asset Preservation & Maintenance



Speaking on the financial performance, Atul Punj, Chairman, Punj Lloyd, said, “This quarter has seen the Company book Oil & Gas orders in Refineries and Tankage. With a presence in IOCL’s Haldia and Paradip refineries and in Ennore, Punj Lloyd is well placed to execute these new repeat orders with good margins.

Moreover the Company’s decision to enter the T&D segment in Power has been a prudent one with the Company winning multiple rural electrification orders in the state of Odisha.”



Financial Results & Operating Highlights

Q2 & H1 FY16



Q2 & H1 – FINANCIAL OVERVIEW (STANDALONE)

INR Cr

	Q2FY16	Q1 FY16	Q2 FY15	H1 FY16
Revenue	1004	653	1262	1657
Other Incomes	68	32	24	100
TOTAL INCOME	1071	685	1286	1757
Cost of Sales	(1066)	(984)	(1375)	(2050)
EBIDTA	5	(298)	(89)	(293)
EBIDTA %	0%	-44%	-7%	-17%
Finance cost	(209)	(232)	(213)	(442)
Depreciation	(75)	(67)	(89)	(142)
PBT	(279)	(598)	(391)	(877)
Tax	(4)	-	127	(4)
PAT	(283)	(598)	(264)	(881)

SUMMARY OF BALANCE SHEET (Standalone)

INR Cr

	Sep-15	Mar-15
EQUITY AND LIABILITIES		
Shareholders' funds	2,346	3,204
Share capital	66	66
Reserves and surplus	2,280	3,138
Loans, Liabilities & Provisions	10,208	9,758
Borrowings	5,719	5,206
Deferred tax liability (net)	-	-
Payables and Others	4,489	4,552
	12,554	12,962
ASSETS		
Fixed assets	958	1,112
Investments	1,130	1,181
Deferred tax assets (net)	-	-
Loans and Advances	2,016	1,973
Other Assets	50	122
Inventories	6,219	6,059
Trade receivables	1,644	2,268
Cash and cash equivalents	537	247
	12,554	12,962

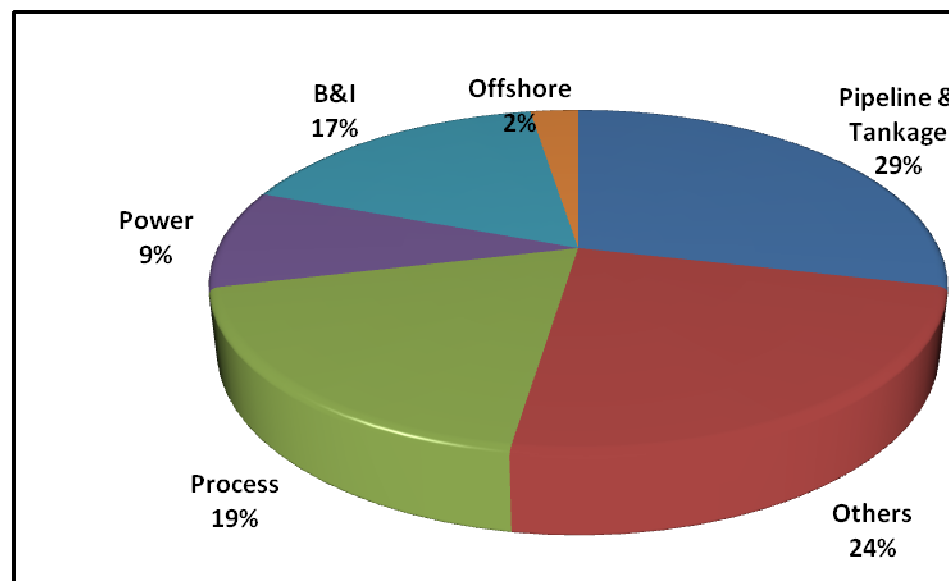
Borrowings (Consolidated) – as on Sept 30, 2015

	INR Cr
E&C Activities (A)	6,608
Development Activities (B)	865
Gross Borrowing (C=A+B)	7,473
Less - Cash & Bank Balance (D)	779
Net Borrowing (E=C-D)	6.694

Segment Revenue (Standalone) – H1 FY16

INR Cr

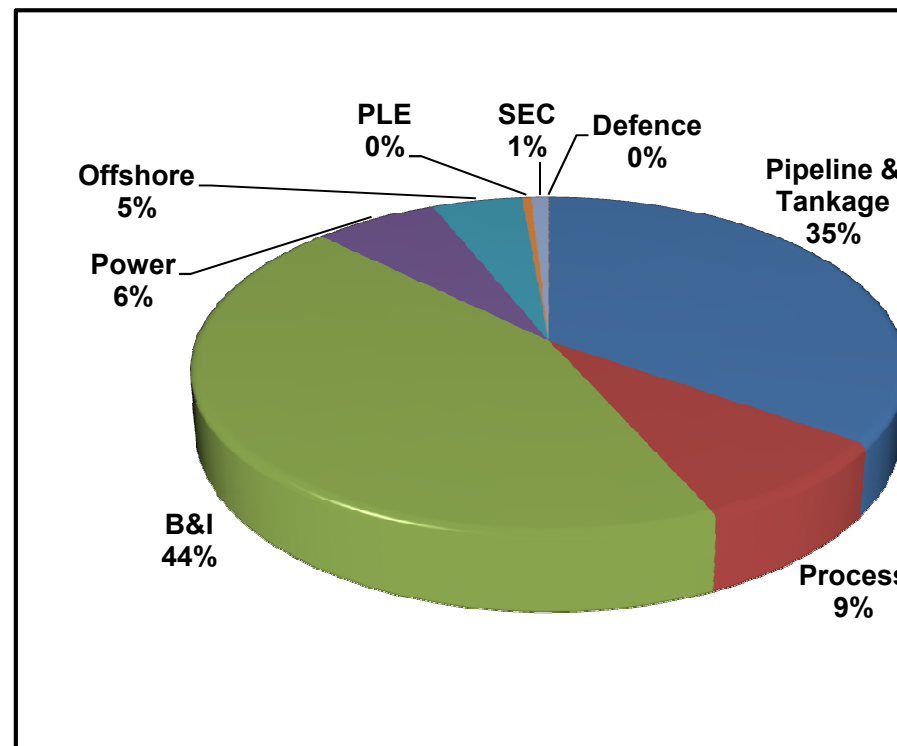
Revenue	Sep-15
Pipeline & Tankage	473
Process	312
B&I	278
Power	155
Offshore	42
Others	396
Total	1,657



ORDER BACKLOG (Consolidated) *

INR Cr

Order Backlog	Amount
Pipeline & Tankage	6,871
Process	1,698
B&I	8,719
Power	1,299
Offshore	941
PLE	94
SEC	171
Defence	9
Total	19,802



* Order Backlog comprises of unexecuted orders as on September 30, 2015 plus new order received after that date.

Key orders received*

` Cr

New orders during the Period	Amount
Gorakhpur –Gopalganj Section of NH-28 in Bihar	539
Ennore Tankage Project-Mitsubishi Heavy Industries Ltd of Japan	477
Turnkey basis for EPCC-2 Package of Aishwarya Project	1,094
Residual Basic Engineering including HAZOP study, detailed EPC Paradip Refinery Project	367
BHEL-Raw Water Reservoir Roads and Drains work, in Telengana state	127
Rural Electrification (Package PR 654) Puri, Orissa	203
Rural Electrification of Jajpur - Khurda District, Orissa	183
Rural Electrification of Ganjam District, Orissa	179
Total	3,169

Key Highlights

- Mr. Atul Punj, Chairman Punj Lloyd has been elected as the President of IPLOCA, International Pipe Line & Offshore Contractors Association

* Since May 22, 2015, being the date of declaration of previous annual results

About us

Punj Lloyd (BSE SCRIP ID: PUNJLLOYD, NSE SYMBOL: PUNJLLOYD) The Punj Lloyd Group is a diversified international conglomerate offering EPC services in Energy and Infrastructure along with engineering and manufacturing capabilities in the Defence sector. Known for its capabilities in delivering mega projects “on time,” thereby ensuring repeat customers, the Group possesses a rich experience of successfully delivered projects across the globe, while maintaining the highest standards of health, safety, environment and quality (HSEQ). Further information about the Group is available at www.punjllloydgroup.com.

For further information please contact:

Vinay Krishan Sood

Punj Lloyd Ltd.

Tel: 0124 2620 221

Fax: 0124 2620 111

Email: vinaysood@punjllloyd.com

Gavin Desa / Rabindra Basu

Citigate Dewe Rogerson

Tel: 022 6645 1237 / 1248

Fax: 022 6645 1200

Email: gavin@cdr-india.com

rabindra@cdr-india.com



Thank You