

Punj Lloyd Ltd

Corporate Office I, 78 Institutional Area, Sector 32, Gurgaon 122 001, India
T +91 124 262 0123 F +91 124 262 0111
info@punjlloyd.com
www.punjlloyd.com



14/October/2014

National Stock Exchange of India Limited
Exchange Plaza
Bandra Kurla Complex
Bandra (East)
Mumbai – 400051

BSE Limited
Department of Corporate Services
25th Floor
P J Towers
Dalal Street
Mumbai – 400001

Symbol: PUNJLLOYD

Scrip Code: 532693 / Scrip ID: PUNJLLOYD

Sub: Clause 35 of the listing Agreement

Dear Sir/Madam,

Pursuant to the provisions of Clause 35 of the Listing Agreement, please find enclosed herewith shareholding pattern of the Company as on September 30, 2014.

You are kindly requested to take the same on record.

Thanking You,

Yours faithfully

For PUNJ LLOYD LIMITED

A handwritten signature in black ink, appearing to read "Dinesh Thairani".

Dinesh Thairani
Group President-Legal & Company Secretary


Encl: As above

Registered Office

Punj Lloyd House, 17-18 Nehru Place, New Delhi 110 019, India
CIN: L74899DL1988PLC033314




(1)(a) STATEMENT SHOWING SHAREHOLDING PATTERN IN CLAUSE-35			
NAME OF THE COMPANY: PUNJ LLOYD LTD			
SCRIP CODE:	532693	Name of the Scrip: PUNJLLOYD	
Class of Security:	Equity		
QUARTER ENDED:	30/09/2014		
Partly paid-up shares	No. of partly paid-up shares	As a % of total no. of partly paid up shares	As a % of total no. of shares of the Company.
Held by promoter/promoter group	0	0	0
Held by Public	0	0	0
Total:	0	0	0
Outstanding convertible securities:	No. of outstanding securities	As a % of total no. of outstanding convertible securities.	As a % of total no. of shares of the Company assuming full conversion of the convertible securities
Held by promoter/promoter group	0	0	0
Held by Public	0	0	0
Total:	0	0	0
Warrants:	No. of warrants	As a % of total no. of warrants	As a % of total no. of shares of the Company, assuming full conversion of warrants
Held by promoter/promoter group	0	0	0
Held by Public	0	0	0
Total:	0	0	0
Total paid-up capital of the Company, assuming full conversion of warrants and convertible securities	332095745	0	100.00






CATEGOR Y CODE	CATEGORY OF SHAREHOLDER	NO OF SHAREHOLD ERS	TOTAL NUMBER OF SHARES	NO OF SHARES HELD IN DEMATERIALIZE D FORM	TOTAL SHAREHOLDING AS A % OF TOTAL NO OF SHARES		SHARES PLEDGE OR OTHERWISE ENCUMBERED	
					AS a PERCENTAGE of (A+B)	As a PERCENTAGE of (A+B+C)	NUMBER OF SHARES	AS a PERCENTAGE (IX)=(VIII)/(IV)*1 00
(I)	(II)	(III)	(IV)	(V)	(VI)	(VII)	(VIII)	(IX)
(A)	PROMOTER AND PROMOTER							
(1)	INDIAN							
(a)	Individual /HUF	10	24076651	24076651	7.25	7.25	0	0.00
(b)	Central Government/State Government(s)	0	0	0	0.00	0.00	0	0.00
(c)	Bodies Corporate	4	22158427	22158427	6.67	6.67	22148305	99.95
(d)	Financial Institutions / Banks	0	0	0	0.00	0.00	0	0.00
(e)	Others	0	0	0	0.00	0.00	0	0.00
	Sub-Total A(1) :	14	46235078	46235078	13.92	13.92	22148305	47.90
(2)	FOREIGN							
(a)	Individuals (NRIs/Foreign Individuals)	1	1430540	1430540	0.43	0.43	0	0.00
(b)	Bodies Corporate	1	75691430	75691430	22.79	22.79	60218955	79.56
(c)	Institutions	0	0	0	0.00	0.00	0	0.00
(d)	Qualified Foreign Investor	0	0	0	0.00	0.00	0	0.00
(e)	Others	0	0	0	0.00	0.00	0	0.00
	Sub-Total A(2) :	2	77121970	77121970	23.22	23.22	60218955	78.08
	Total A=A(1)+A(2)	16	123357048	123357048	37.15	37.15	82367260	66.77
(B)	PUBLIC SHAREHOLDING							
(1)	INSTITUTIONS							
(a)	Mutual Funds /UTI	2	2002049	2002049	0.60	0.60		
(b)	Financial Institutions /Banks	30	21565866	21565866	6.49	6.49		
(c)	Central Government / State Government(s)	0	0	0	0.00	0.00		
(d)	Venture Capital Funds	0	0	0	0.00	0.00		
(e)	Insurance Companies	0	0	0	0.00	0.00		
(f)	Foreign Institutional Investors	40	21729456	21729456	6.54	6.54		
(g)	Foreign Venture Capital Investors	0	0	0	0.00	0.00		
(h)	Qualified Foreign Investor	0	0	0	0.00	0.00		
(i)	Others	0	0	0	0.00	0.00		
	Sub-Total B(1) :	72	45297371	45297371	13.64	13.64		
(2)	NON-INSTITUTIONS							
(a)	Bodies Corporate	2381	35814711	35814621	10.78	10.78		
(b)	Individuals							
	(i) Individuals holding nominal share capital upto Rs.1 lakh	369084	112100475	112077886	33.76	33.76		
	(ii) Individuals holding nominal share capital In excess of Rs.1	65	7626316	7626316	2.30	2.30		
(c)	Qualified Foreign Investor	0	0	0	0.00	0.00		
(d)	Others							
	TRUSTS	10	33630	33630	0.01	0.01		
	OVERSEAS CORPORATE BODIES	1	4400	4400	0.00	0.00		
	NON RESIDENT INDIANS	4303	7155343	7154298	2.15	2.15		
	FOREIGN NATIONALS	1	500	500	0.00	0.00		
	CLEARING MEMBERS	258	705951	705951	0.21	0.21		






CATEGORY CODE	CATEGORY OF SHAREHOLDER	NO OF SHAREHOLDERS	TOTAL NUMBER OF SHARES	NO OF SHARES HELD IN DEMATERIALIZED FORM	TOTAL SHAREHOLDING AS A % OF TOTAL NO OF SHARES		SHARES PLEDGE OR OTHERWISE ENCUMBERED	
					AS a PERCENTAGE of (A+B)	As a PERCENTAGE of (A+B+C)	NUMBER OF SHARES	AS a PERCENTAGE ((IX)=(VIII)/(IV)*100)
(I)	(II)	(III)	(IV)	(V)	(VI)	(VII)	(VIII)	(IX)
	Sub-Total B(2) :	376103	163441326	163417602	49.22	49.22		
	Total B=B(1)+B(2) :	376175	208738697	208714973	62.85	62.85		
	Total (A+B) :	376191	332095745	332072021	100.00	100.00		
(C)	Shares held by custodians, against which Depository Receipts have been							
(1)	Promoter and Promoter Group							
(2)	Public	0	0	0	0.00	0.00		
	GRAND TOTAL (A+B+C) :	376191	332095745	332072021	100.00	0.00	82367260	24.80




Statement showing holding of securities (including shares, warrants, convertible securities) of persons belonging to the category "Promoter and Promoter Group"											
(i)(b) Sr.No	Name of the Shareholder	Details of Shares held		Encumbered shares (*)			Details of Warrants		Details of convertible securities		Total Shares (including underlying shares assuming full conversion of warrants and convertible securities) as a % of diluted share capital
		No. of Shares held	As a % of grand total (A)+(B)+(C)	Pledge Shares	AS a percentage	AS a % of grand total (A) + (B) + (C) of sub-clause (I)(a)	Number of warrants held	As a % total number of warrants of the same class	Number of convertible securities held	As a % total number of convertible securities of the	
(i)	(ii)	(iii)	(iv)	(v)	(vi)=(v)/(iii)* 100	(vii)	(viii)	(ix)	(x)	(xi)	(xii)
1	CAWDOR ENTERPRISES LIMITED	75691430	22.79	60218955	79.56	18.13	0	0.00	0	0.00	22.79
2	SPECTRA PUNJ FINANCE PRIVATE LIMITED	22148305	6.67	22148305	100.00	6.67	0	0.00	0	0.00	6.67
3	SATYANARIAN PRAKASH PUNJ / INDU RANI PUNJ	10537281	3.17	0	0.00	0.00	0	0.00	0	0.00	3.17
4	INDU RANI PUNJ / SATYANARIAN PRAKASH	9997065	3.01	0	0.00	0.00	0	0.00	0	0.00	3.01
5	ATUL PUNJ	1430540	0.43	0	0.00	0.00	0	0.00	0	0.00	0.43
6	MANGALAM PUNJ / UDAY	1090353	0.33	0	0.00	0.00	0	0.00	0	0.00	0.33
7	UDAY PUNJ HUF	831246	0.25	0	0.00	0.00	0	0.00	0	0.00	0.25
8	UDAY PUNJ / MANGALAM	624935	0.19	0	0.00	0.00	0	0.00	0	0.00	0.19
9	JYOTI PUNJ	501725	0.15	0	0.00	0.00	0	0.00	0	0.00	0.15
10	UDAY PUNJ	492211	0.15	0	0.00	0.00	0	0.00	0	0.00	0.15
11	PETRO IT LIMITED	9000	0.00	0	0.00	0.00	0	0.00	0	0.00	0.00
12	K R SECURITIES PVT LTD	1082	0.00	0	0.00	0.00	0	0.00	0	0.00	0.00
13	ATUL PUNJ HUF	820	0.00	0	0.00	0.00	0	0.00	0	0.00	0.00
14	MANGLAM PUNJ	680	0.00	0	0.00	0.00	0	0.00	0	0.00	0.00
15	DEV PUNJ	335	0.00	0	0.00	0.00	0	0.00	0	0.00	0.00
16	PLE HYDRAULICS PRIVATE LIMITED	40	0.00	0	0.00	0.00	0	0.00	0	0.00	0.00
	TOTAL :	123357048	37.15	82367260	66.77	24.80	0	0.00	0	0.00	37.15





Statement showing holding of securities (including shares, warrants, convertible securities) of persons belonging to the category "Public" and holding more than 1% of the total number of shares								
Sr.No.	Name of the shareholder	Number of shares held	Shares as a percentage of total number of shares (i.e., Grant total (A)+(B)+(C) indicated in Statement at para (I)(a) above}	Details of warrants		Details of convertible securities		Total shares (including underlying shares assuming full conversion of warrants and convertible securities) as a % of diluted share capital)
				Number of warrants held	As a % total number of warrants of the same class	Number of convertible securities held	% w.r.t total number of convertible securities of the same class	
1	CITIGROUP GLOBAL MARKETS MAURITIUS PRIVATE LIMITED	8844601	2.66	0	0.00	0	0.00	2.66
2	LIFE INSURANCE CORPORATION OF INDIA	5848756	1.76	0	0.00	0	0.00	1.76
3	LIC OF INDIA MARKET PLUS 1 GROWTH FUND	5806337	1.75	0	0.00	0	0.00	1.75
4	ORIENTAL BANK OF COMMERCE LIFE INSURANCE COMPANY LTD	4434639	1.34	0	0.00	0	0.00	1.34
TOTAL :		24934333	7.51	0	0.00	0	0.00	7.51

Statement showing holding of securities (including shares, warrants, convertible securities) of persons (together with PAC) belonging to the category "Public" and holding more than 5% of the total number of shares of the company								
Sr.No.	Name(s) of the shareholder(s) and the Persons Acting In Concert (PAC) with them	Number of shares held	Shares as a percentage of total number of shares (i.e., Grant total (A)+(B)+(C) indicated in Statement at para (I)(a) above}	Details of warrants		Details of convertible securities		Total shares (including underlying shares assuming full conversion of warrants and convertible securities) as a % of diluted share capital)
				Number of warrants held	As a % total number of warrants of the same class	Number of convertible securities held	% w.r.t total number of convertible securities of the same class	
TOTAL :		0	0	0	0	0	0	0





(I)(d) STATEMENT SHOWING DETAILS OF LOCKED-IN SHARES"				
Sr.No.	Name of the shareholder	Number of locked-in shares	Locked-in shares as a (%) percentage of total number of shares {i.e., Grand Total (A)+(B)+(C) Indicated in Statement at para (I)(a) above}	Promoter/Promoter Group/Public
TOTAL :		0	0	

(II)(a) STATEMENT SHOWING DETAILS OF DEPOSITORY RECEIPTS (DRS)				
Sr.No.	Type of outstanding DR (ADRs,GDRs,SDRs,etc.)	Number of outstanding DRs	Number of shares underlying outstanding DRs	Shares underlying outstanding DRs as a percentage of total number of shares {i.e., Grand Total (A)+(B)+(C) indicated in Statement at Para(I)(a) above}
TOTAL :		0	0	0

(II)(b) Statement showing Holding of Depository Receipts (DRs), where underlying shares held by				
Sr.No.	Name of the DR Holder	Type of outstanding DR (ADRs,GDRs,SDRs, etc.)	Number of shares underlying outstanding DRs	Shares underlying outstanding DRs as a percentage of total number of shares {i.e., Grand Total (A)+(B)+(C) indicated in Statement at para(I)(a) above}
TOTAL :			0	0

